

# Court statistics 2021

## Official statistics of Sweden

---

**Content**

**Introduction ..... 3**  
**List of tables ..... 4**  
**1. Cases and matters in the general courts ..... 6**  
**2. Cases at the general administrative courts ..... 25**  
**3. Matters dealt with at the Rent and Tenancy Tribunals ..... 42**  
**Appendix: Performance of the time targets - results of individual courts ..... 45**

## **Introduction**

According to the Official Statistics Act (2001:99) official statistics must be made available to the general public and committees of enquiry and for research purposes. The Swedish National Courts Administration has been responsible for official statistics relating to the work of the courts since 2002. During the period 1993-2001 such statistics were produced by the Swedish National Council for Crime Prevention (BRÅ). In the early years, the provision of this statistical information was the responsibility of Statistics Sweden (SCB).

Court statistics comprise statistics for cases and matters at the general courts and general administrative courts as well as matters dealt with at the rent and tenancy tribunals. Since 2004, certain statistical information has also been published for individual courts.

## **Contents of this publication**

These statistics are divided into three chapters, each of which begins with a summary of the work of each court category. The first chapter presents statistics from the general courts, i.e. the district courts, the courts of appeal and the Supreme Court, whilst statistics from the general administrative courts, i.e., the administrative courts, administrative courts of appeal and the Supreme Administrative Court, are presented in the second chapter. The third chapter contains information about the rent and tenancy tribunals.

## **Further legal statistics**

In addition to the court statistics in this publication, further legal statistics are available from the Swedish National Council for Crime Prevention, the Prison and Probation Service and Statistics Sweden.

## **Explanation of symbols**

- Nil

# List of tables

## 1. Cases and matters at the general courts

### District courts

- 1.1 Filed, determined and pending, 2017–2021
- 1.2 Filed, determined and pending, 2021, individual district courts
- 1.3 Bankruptcy and judicial proceedings, 2017–2021
- 1.4 Determined cases following a main hearing, 2018-2021
- 1.5 Civil cases, 2017–2021
- 1.6 Family cases determined, 2017–2021
- 1.7 Criminal cases, 2017–2021
- 1.8 Turnaround times for criminal cases involving juveniles according to the letter of appropriation by the government, 2017–2021

### Courts of appeal

- 1.9 Filed, determined and pending, 2017–2021
- 1.10 Filed, determined and pending, 2021, individual courts of appeal
- 1.11 Cases determined, 2017–2021
- 1.12 Frequency of amendments in civil and criminal cases in 2021
- 1.13 Frequency of appeal 2017–2021, percentage of cases appealed from district courts to courts of appeal
- 1.14 Turnaround times for criminal cases involving juveniles according to the letter of appropriation by the government, 2017–2021

### The Supreme Court

- 1.15 Cases filed, determined and pending per category 2017–2021
- 1.16 Leave to appeal in determined cases, 2017–2021
- 1.17 Leave to appeal in determined cases per case category, 2021
- 1.18 Frequency of appeal 2017–2021, percentage of cases appealed from courts of appeal to the Supreme Court

## **2. Cases at the administrative courts**

### **Administrative Courts**

- 2.1 Cases filed, determined and pending, 2017–2021
- 2.2 Cases filed, determined and pending, 2021, individual administrative courts
- 2.3 Cases filed, determined and pending, migration cases 2017–2021
- 2.4 Cases determined, 2017–2021

### **Administrative Courts of Appeal**

- 2.5 Cases filed, determined and pending, 2017–2021
- 2.6 Cases filed, determined and pending, 2021, individual administrative courts of appeal
- 2.7 Cases filed, determined and pending, migration cases in 2017–2021
- 2.8 Cases determined, 2017–2021
- 2.9 Frequency of appeal and amendment 2017–2021

### **Supreme Administrative Court**

- 2.10 Cases filed, determined and pending, 2017–2021
- 2.11 Cases determined, 2017–2021
- 2.12 Frequency of appeal 2017–2021, percentage of cases appealed from administrative courts of appeal to the Supreme Administrative Court

## **3. Matters in the Rent Tribunals and Tenancy Tribunals**

- 3.1 Matters filed, determined and pending, 2017–2021
- 3.2 Matters filed, determined and pending by rent and tenancy tribunal, 2017–2021
- 3.3 Matters determined, by category, 2017–2021

# 1. Cases and matters in the general courts

## The work of the general courts

The general courts comprise the district court as the court of first instance, the court of appeal as the court of second instance and the Supreme Court as the court of third instance. At the beginning of the year there were forty-eight district courts and six courts of appeal.

The cases are counted as filed, determined and pending during each year. Pending cases are open cases that the court is working on.

The Government has set up operating targets for districts courts and courts of appeal while the Supreme Court, in consultation with the Swedish National Courts Administration, sets its own operational targets. These targets are measured as turnaround times for determined cases and are measured at the 75<sup>th</sup> percentile. This means that 75 percent of the cases should have the target turnaround time or less, and that 25 percent of the longest turnaround times are excluded.

In the case of criminal cases, the Government also requires reporting on the turnaround time for cases involving juveniles, where at least one prosecuted person is under 21 years. These turnaround times are measured both at the 75<sup>th</sup> percentile and at the median.

## The District Courts

The principal task of the district courts is to adjudicate in *criminal* and *civil* cases.

Crime, in a legal sense, is an action that is punishable and the basic rules that apply to crimes are to be found in the Penal Code, which contains, for example, the rules applicable to crimes of violence and theft. Certain crimes, such as drug offences, tax crimes and traffic offences, are dealt with using special legislation. Many criminal cases contain an indictment, but in recent years the amount of cases without indictment has increased. These cases are less labour-intensive for the court and have often a positive impact on the turnover time.

The majority of disputes fall under either property law or family law. The former generally involve the inability of the parties to agree on the terms of a contract, e.g. in conjunction with a purchase where there is a dispute regarding the price agreed for a particular item, the lawful ownership of an object or liability for damages. A family law dispute could involve divorce proceedings, custody of children, child maintenance and paternity.

The district courts also consist of land and environment courts, which judge cases concerning *property*, cases relating to the *Planning and Building Act* and *environmental* cases. This means that the land and environment courts adjudicate in cases such as leasehold rights, environmentally hazardous activities, permits, compensation for expropriation, environmental damages, water operations etc. The Land and Environment Court of Appeal is located at the Svea Court of Appeal, to handle appealed cases from the land and environment courts.

The Swedish adjudication of intellectual property law, competition law and marketing law cases as well as matters are handled by the Patent and Market Court and the Patent and Market Court of Appeal. As a court of first instance, the Patent and Market Court is a division of Stockholm District Court. Judgments and decisions reached by the Patent and Market Court can be appealed to the Patent and Market Court of Appeal, which is a division of Svea Court of Appeal. They handle *criminal cases*, *civil cases* and *other cases* that are related to patent and market.

A number of matters are processed and determined by the district courts, such as *distrain cases*, which mainly consist of appeals against seizure orders, *debt management* and *bankruptcies*.

## **Determination of cases and matters in the district court**

At a main hearing in a crime case, the general rule is that the court should consist of one legally trained judge and three lay judges.

Law clerks also serve in the district courts and after a certain period of service they are usually appointed to adjudicate regularly in less complicated cases such as traffic offences.

At a main hearing in a civil case, the general rule is that the court should consist of three legally trained judges, although there are several exceptions to this. In certain family law cases, the court consists of one legally trained judge and three lay judges. The court could even consist of a single legally trained judge in those instances where the hearing takes the form of a simplified procedure, if the parties have granted their consent or if the case is of a less complicated nature.

A case can be determined in different ways, such as through a judgement which is the court's decision on the issue in the case or matter. It can also be determined through a decision, by which a court concludes its consideration of the case without a judgement. Examples of decisions are cancellations and rejections of cases. Both civil and criminal cases can in certain instances be determined on the basis of documentary evidence, whereby the court acquaints itself with the documents and written evidence presented.

Whilst many criminal cases are determined following a main hearing this is less common for the civil cases.

The district court also examines the question of compulsory powers in criminal cases, such as when a public prosecutor asks for a suspect to be remanded in custody. In a custody hearing the court decides whether the suspect will be detained or released.

As a rule, district court judgments can be appealed to a court of appeal.

## **The courts of appeal**

Cases filed at the courts of appeal are classified as *civil cases*, *criminal cases* or *other cases*. Other cases include appeals from the district courts, the rent and tenancy tribunal and the Patent and Market Court, as well as specific decisions taken before or during the hearing at the district court, e.g. remanding a defendant in custody or the replacement of a public defence counsel. Svea Hovrätt, the Land and Environment Court of Appeal, also handles appealed cases concerning *property*, cases relating to the *Planning and Building Act* and *environmental cases*.

Leave to appeal is required for a court of appeal to examine a judgment or decision of a district court. It is also required for such appeals in civil cases. As regards criminal cases, leave to appeal is required in any appeal where the defendant has only been fined or has been acquitted, when the maximum punishment applicable to the crime is six months' imprisonment or when the appeal relates only to the part of the judgment dealing with compensation.

Leave to appeal may be granted only when the court of appeal is in doubt regarding the correctness of the judgment in the district court, if it is necessary for the court of appeal to determine whether the district court judgment is correct, if an appeal to a higher court constitutes a precedent, or if there are pressing reasons.

## **Case determination at the courts of appeal**

At the main hearing in a civil case, the general rule is that the court must comprise three legally trained judges. If the case to be examined has already been adjudicated by this number at the district court, the court must comprise at least four legally trained judges. In criminal cases the

general rule is that the court must comprise three legally trained judges and two lay judges at the main hearing.

The majority of civil cases are determined in a court of appeal without a main hearing. The rules in the Code of Judicial Procedure state that a case can be determined without a main hearing if the matter can be examined satisfactorily and the parties have requested that it be determined in this way. The court of appeal can also adjudicate in a criminal case without a main hearing, although many criminal cases are determined after a main hearing.

### **The Supreme Court**

The Supreme Court examines cases that come to it on appeal from one of the six courts of appeal. The majority of cases require leave to appeal. The general rule is that leave is only granted if the judgment or decision of the Supreme Court could be an important precedent. Only a few per cent of the cases referred to the Supreme Court are granted leave to appeal. The Parliamentary Ombudsman (JO) and the Chancellor of Justice (JK) have the right to refer a case that is the subject of public prosecution to the Supreme Court, without leave to appeal.

The cases are divided into three categories: *B-cases*, *T-cases* and *Ö-cases*, that is criminal cases, civil cases and other cases. Appealed cases from the Land and Environment Court of Appeal and the Patent and Market Court of Appeal are also included in these categories.

The majority of cases are decided on the basis of documentation following a presentation by the judge referee responsible for the processing, although oral hearings with the parties also take place.

The supreme court determines their own operational targets. These targets are measured as turnaround times for determined cases and are measured at the 90<sup>th</sup> percentile. This means that 90 percent of the cases should have the target turnaround time or less.

### **Case determination at the Supreme Court**

Cases in the Supreme Court are decided by the Justices of the Supreme Court and when a case is to be examined, five or a maximum of seven justices are present. If the matter to be examined is of a less complicated nature only three justices take part. If the result conflicts with a previous ruling by this court then the matter must be referred to a plenum, which consists of all the justices. The matter of leave to appeal is decided by one or three justices.

The cases are often determined through a final order but can also be determined through a verdict.



**Table 1.1**  
**District courts**  
**Cases filed, determined and pending 2017–2021**

	Year				
	2017	2018	2019	2020	2021
<b>Cases filed</b>					
FT cases <sup>1</sup>	19 411	20 480	23 211	19 739	19 032
Joint petitions <sup>2</sup>	21 871	21 599	22 461	22 763	19 977
Other family cases	19 859	19 890	18 868	18 268	17 259
Other civil cases	22 513	23 648	25 680	24 597	27 890
<b>Total civil cases</b>	<b>83 654</b>	<b>85 617</b>	<b>90 220</b>	<b>85 367</b>	<b>84 158</b>
Other criminal cases	44 054	47 397	51 243	59 424	61 777
Criminal cases involving fines	4 300	5 112	5 400	6 650	7 735
Financial crimes	1 442	1 902	1 874	2 088	1 924
Crimes against persons/crimes committed against persons	26 252	28 515	30 762	34 403	33 540
Crime against property	14 440	14 530	15 007	17 356	17 423
<b>Total criminal cases</b>	<b>90 488</b>	<b>97 456</b>	<b>104 286</b>	<b>119 921</b>	<b>122 399</b>
Environmental cases	1 124	2 005	1 684	1 641	1 458
Property cases	2 669	2 836	2 909	2 987	3 052
Cases relating to the Planning and Building Act	2 313	2 312	2 642	2 664	2 326
<b>Total</b>	<b>180 248</b>	<b>190 226</b>	<b>201 741</b>	<b>212 580</b>	<b>213 393</b>
<b>Cases determined</b>					
FT cases <sup>1</sup>	19 132	19 397	21 391	21 390	19 952
Joint petitions <sup>2</sup>	21 408	21 438	21 941	22 699	21 322
Other family cases	19 941	19 847	19 232	18 560	18 103
Other civil cases	22 711	23 217	25 476	24 475	27 912
<b>Total civil cases</b>	<b>83 192</b>	<b>83 899</b>	<b>88 040</b>	<b>87 124</b>	<b>87 289</b>
Other criminal cases	42 157	45 743	49 820	57 142	61 135
Criminal cases involving fines	4 313	4 867	5 169	6 540	7 450
Financial crimes	1 335	1 667	1 883	1 867	2 023
Crimes against persons/crimes committed against persons	24 525	26 510	29 193	33 012	33 600
Crime against property	13 940	14 237	14 487	16 477	17 717
<b>Total criminal cases</b>	<b>86 270</b>	<b>93 024</b>	<b>100 552</b>	<b>115 038</b>	<b>121 925</b>
Environmental cases	1 141	1 602	1 850	1 825	1 438
Property cases	2 911	2 706	2 987	2 879	3 032
Cases relating to the Planning and Building Act	2 392	2 264	2 536	2 636	2 399
<b>Total</b>	<b>175 906</b>	<b>183 495</b>	<b>195 965</b>	<b>209 502</b>	<b>216 083</b>

	2017	2018	2019	2020	2021
<b>Cases pending</b>					
FT cases <sup>1</sup>	4 885	5 906	7 645	5 910	4 895
Joint petitions <sup>2</sup>	8 854	8 855	9 220	9 142	7 687
Other family cases	10 968	11 206	10 950	10 772	10 022
Other civil cases	10 805	11 300	11 564	11 731	11 768
<b>Total civil cases</b>	<b>35 512</b>	<b>37 267</b>	<b>39 379</b>	<b>37 555</b>	<b>34 372</b>
Other criminal cases	14 359	15 832	17 120	19 321	19 868
Criminal cases involving fines	1 255	1 492	1 707	1 799	2 075
Financial crimes	999	1 241	1 227	1 448	1 345
Crimes against persons/crimes committed against persons	12 044	14 179	15 748	17 115	17 038
Crime against property	5 705	6 029	6 528	7 382	7 094
<b>Total criminal cases</b>	<b>34 362</b>	<b>38 773</b>	<b>42 330</b>	<b>47 065</b>	<b>47 420</b>
Environmental cases	655	1 062	897	714	720
Property cases	1 525	1 672	1 603	1 712	1 731
Cases relating to the Planning and Building Act	808	857	959	988	925
<b>Total</b>	<b>72 862</b>	<b>79 631</b>	<b>85 168</b>	<b>88 034</b>	<b>85 168</b>

<sup>1</sup>Civil cases where the amount claimed does not exceed half a base amount and where the case is always determined by a single judge.

<sup>2</sup> For divorce, dissolution of civil partnership and custody of children.

 Official Statistics of Sweden

**Table 1.2a**  
**District courts**  
**Cases filed, determined and pending in 2021, individual district courts**

District court		FT cases <sup>1</sup>	Joint petitions <sup>2</sup>	Other family cases	Other civil cases	Criminal cases	Total
Alingsås	Filed	166	281	184	223	994	1 848
	Determined	145	286	201	218	936	1 786
	Pending	55	117	121	126	496	915
Attunda	Filed	1 597	1 001	804	1 857	4 960	10 219
	Determined	2 392	1 058	854	1 837	5 506	11 647
	Pending	636	538	587	989	2 237	4 987
Blekinge	Filed	268	249	241	334	1 703	2 795
	Determined	276	285	219	497	1 542	2 819
	Pending	51	100	135	115	656	1 057
Borås	Filed	319	376	352	495	1 815	3 357
	Determined	347	401	377	551	1 915	3 591
	Pending	67	154	214	158	649	1 242
Eksjö	Filed	178	196	167	175	1 190	1 906
	Determined	181	208	188	180	1 233	1 990

	Pending	16	81	89	50	414	650
Eskilstuna	Filed	270	311	284	439	2 055	3 359
	Determined	269	334	298	417	1 887	3 205
	Pending	59	132	168	174	1 071	1 604
Falun	Filed	269	354	330	365	2 157	3 475
	Determined	263	413	323	357	2 021	3 377
	Pending	72	125	216	182	1 362	1 957
Gotland	Filed	56	80	75	75	797	1 083
	Determined	67	92	79	78	835	1 151
	Pending	12	29	38	38	217	334
Gällivare	Filed	67	71	58	75	406	677
	Determined	70	73	67	74	431	715
	Pending	6	29	36	35	127	233
Gävle	Filed	204	334	271	299	2 023	3 131
	Determined	225	343	265	295	1 993	3 121
	Pending	55	136	167	123	722	1 203
Gothenburg	Filed	1 669	1 467	1 501	2 394	9 809	16 840
	Determined	1 708	1 567	1 625	2 321	10 074	17 295
	Pending	548	597	824	1 076	4 076	7 121
Halmstad	Filed	242	270	207	341	1 452	2 512
	Determined	230	261	220	329	1 464	2 504
	Pending	57	105	118	142	530	952
Haparanda	Filed	48	49	49	79	390	615
	Determined	36	60	42	69	420	627
	Pending	16	16	36	42	137	247
Helsingborg	Filed	566	657	544	897	3 820	6 484
	Determined	591	718	573	940	3 787	6 609
	Pending	107	238	284	272	1 336	2 237
Hudiksvall	Filed	164	210	196	215	1 665	2 450
	Determined	156	220	194	209	1 640	2 419
	Pending	42	80	104	85	538	849
Hässleholm	Filed	110	136	101	154	624	1 125
	Determined	112	137	130	145	650	1 174
	Pending	38	59	73	64	229	463
Jönköping	Filed	333	428	366	477	2 607	4 211
	Determined	320	475	403	504	2 650	4 352
	Pending	81	162	189	195	861	1 488
Kalmar	Filed	302	395	354	425	2 130	3 606
	Determined	315	416	365	440	2 021	3 557
	Pending	78	157	186	189	1 110	1 720
Kristianstad	Filed	196	227	193	222	1 459	2 297
	Determined	188	234	175	226	1 368	2 191
	Pending	52	89	126	101	604	972
Linköping	Filed	304	409	338	436	2 267	3 754
	Determined	310	474	343	376	2 154	3 657
	Pending	90	156	231	244	1 117	1 838
Luleå	Filed	262	247	208	216	1 808	2 741
	Determined	252	289	214	224	1 857	2 836

	Pending	63	94	124	102	623	1 006
Lund	Filed	427	616	447	670	3 220	5 380
	Determined	446	669	441	700	3 065	5 321
	Pending	91	217	287	241	1 036	1 872
Lycksele	Filed	42	44	42	73	350	551
	Determined	36	42	38	64	356	536
	Pending	8	13	20	20	100	161
Malmö	Filed	827	923	879	1 210	5 990	9 829
	Determined	900	999	887	1 188	6 044	10 018
	Pending	174	339	484	540	2 805	4 342
Mora	Filed	127	100	80	130	865	1 302
	Determined	115	132	88	132	826	1 293
	Pending	26	26	39	44	255	390
Nacka	Filed	375	382	269	632	1 855	3 513
	Determined	395	405	297	694	1 995	3 786
	Pending	88	172	181	286	572	1 299
Norrköping	Filed	294	325	334	440	1 933	3 326
	Determined	288	338	318	413	2 026	3 383
	Pending	63	143	189	186	643	1 224
Norrälje	Filed	131	113	98	215	992	1 549
	Determined	144	135	104	200	992	1 575
	Pending	23	42	58	102	258	483
Nyköping	Filed	366	319	327	373	2 069	3 454
	Determined	296	333	341	421	2 042	3 433
	Pending	114	120	137	69	471	911
Skaraborg	Filed	262	439	322	396	2 274	3 693
	Determined	317	462	366	394	2 201	3 740
	Pending	60	177	218	209	929	1 593
Skellefteå	Filed	61	98	94	75	686	1 014
	Determined	60	94	103	73	674	1 004
	Pending	13	47	57	31	233	381
Solna	Filed	1 147	929	932	1 831	5 616	10 455
	Determined	1 108	1 012	980	1 717	5 831	10 648
	Pending	326	308	566	875	1 849	3 924
Stockholm	Filed	1 264	1 592	976	2 888	9 220	15 940
	Determined	1 275	1 673	1 048	2 862	9 042	15 900
	Pending	229	265	424	1 162	2 532	4 612
Sundsvall	Filed	176	246	200	245	1 517	2 384
	Determined	167	258	200	221	1 660	2 506
	Pending	48	94	111	133	638	1 024
Södertälje	Filed	367	268	243	607	1 944	3 429
	Determined	359	293	281	625	2 031	3 589
	Pending	65	94	114	157	443	873
Södertörn	Filed	1 812	1 426	1 334	2 865	10 319	17 756
	Determined	1 802	1 526	1 443	2 755	10 450	17 976
	Pending	385	537	732	896	2 900	5 450
Uddevalla	Filed	287	325	262	440	1 422	2 736
	Determined	340	352	252	506	1 524	2 974


	Pending	114	144	197	239	1 027	1 721
Umeå	Filed	138	228	172	175	1 503	2 216
	Determined	135	228	197	164	1 507	2 231
	Pending	28	99	76	69	476	748
Uppsala	Filed	704	664	603	942	4 896	7 809
	Determined	692	742	661	976	4 671	7 742
	Pending	167	273	352	372	2 187	3 351
Varberg	Filed	220	329	209	316	1 395	2 469
	Determined	194	366	210	311	1 380	2 461
	Pending	68	129	139	159	632	1 127
Vänersborg	Filed	247	238	300	302	1 459	2 546
	Determined	242	261	257	236	1 357	2 353
	Pending	85	124	230	211	888	1 538
Värmland	Filed	311	439	386	407	3 152	4 695
	Determined	329	451	403	429	2 800	4 412
	Pending	81	207	259	205	1 642	2 394
Västmanland	Filed	481	563	484	717	3 348	5 593
	Determined	481	577	524	750	3 266	5 598
	Pending	99	236	289	233	1 180	2 037
Växjö	Filed	274	336	341	361	2 255	3 567
	Determined	265	328	348	381	2 293	3 615
	Pending	59	157	170	115	512	1 013
Ystad	Filed	300	328	236	358	1 700	2 922
	Determined	300	335	244	357	1 610	2 846
	Pending	88	129	138	205	783	1 343
Ångermanland	Filed	145	187	186	169	1 373	2 060
	Determined	151	191	200	172	1 361	2 075
	Pending	35	81	115	87	638	956
Örebro	Filed	438	578	487	619	3 381	5 503
	Determined	448	555	518	641	3 047	5 209
	Pending	108	251	272	275	1 972	2 878
Östersund	Filed	219	194	193	241	1 534	2 381
	Determined	214	221	199	243	1 490	2 367
	Pending	49	69	102	145	707	1 072

<sup>1</sup>Civil cases where the amount claimed does not exceed half a base amount and where the case is always determined by a single judge.

<sup>2</sup> For divorce, dissolution of civil partnership and custody of children.

**Table 1.2b**  
**Cases filed, determined and pending in 2021, individual Land and environment courts**

District court		Property cases	Environmental cases	Cases relating to the Planning and Building Act	Total
Nacka	Filed	648	1030	882	2560
	Determined	641	1027	917	2585
	Pending	227	471	289	987
Umeå	Filed	99	180	105	384
	Determined	105	202	87	394
	Pending	50	149	48	247
Vänernborg	Filed	318	728	593	1639
	Determined	276	695	673	1 644
	Pending	212	429	284	925
Växjö	Filed	285	850	629	1 764
	Determined	286	844	623	1753
	Pending	187	501	252	940
Östersund	Filed	108	264	117	489
	Determined	130	264	99	493
	Pending	44	181	52	277

 Official Statistics of Sweden

**Table 1.3**  
**District courts**  
**Bankruptcies and court matters 2017–2021**

	Year				
	2017	2018	2019	2020	2021
<b>Bankruptcy applications</b>					
Filed	9 402	10 730	10 857	9 995	9 090
<b>Bankruptcies</b>					
Concluded <sup>1</sup>	6 496	7 271	7 617	8 552	7 244
Pending <sup>2</sup>	7 971	8 840	9 230	8 567	8 321
<b>Court matters</b>					
Filed	47 097	49 187	51 778	54 349	55 412
Determined	45 918	48 632	51 083	54 865	54 560
Pending	11 342	11 910	12 586	12 113	12 975

<sup>1</sup>Bankruptcies concluded due to dismissal or rescission of a bankruptcy judgment or a decision that results in a composition arrangement.

<sup>2</sup>Pending bankruptcies: a decision to declare bankruptcy has been made but the bankruptcy is not concluded yet, therefore pending bankruptcies can not be compared to the number of filed bankruptcy applications.

 Official Statistics of Sweden

**Table 1.4**  
**District courts**  
**Determined cases following a main hearing, 2018-2021**

	Year			
	2018	2019	2020	2021
Percentage of cases determined following a main hearing	26%	25%	24%	26%
Number of cases determined following a main hearing	48 250	48 915	50 373	55 418

 Official Statistics of Sweden

**Table 1.5**  
**District courts**  
**Civil cases<sup>1</sup> 2017–2021**

	Year				
	2017	2018	2019	2020	2021
Percentage of cases determined following a hearing	29%	28%	27%	26%	28%
Percentage of cases determined by three judges	1,1%	0,9%	1,1%	0,6%	0,9%
Percentage of cases determined by judges and lay judges	2,6%	2,7%	2,7%	2,7%	2,7%
Percentage of cases where the hearing time exceeds six hours <sup>2</sup>	10,6%	10,5%	10,9%	10,7%	10,6%
Percentage of cases where the hearing time exceeds twelve hours <sup>2</sup>	2,6%	2,5%	2,8%	2,8%	2,5%
Average hearing time in cases determined after a hearing (hours per case)	2,64	2,60	2,70	2,61	2,58
Percentage of cases <sup>3</sup> determined through a judgment	31%	30%	30%	30%	30%
Percentage of cases <sup>3</sup> determined by a default judgment <sup>4</sup>	29%	29%	33%	32%	36%
Percentage of cases <sup>3</sup> determined through a final decision	40%	40%	37%	39%	34%
- of which rejected and transferred <sup>5</sup>	39%	40%	40%	37%	42%
Percentage of cases <sup>3</sup> determined in a different manner	0,0%	1,0%	0,0%	0,0%	0,0%
Percentage of litigious family cases determined through a judgment	76%	76%	75%	75%	75%
Percentage of litigious family cases determined through a final decision	24%	24%	25%	25%	25%
- of which rejected and transferred <sup>5</sup>	33%	32%	34%	36%	34%
Percentage of litigious family cases determined in a different manner	0,0%	0,0%	0,0%	0,1%	0,1%

<sup>1</sup> Excluding joint petitions for divorce, dissolution of civil partnership and custody of children.

<sup>2</sup> The numbers are since 2019 corrected due to a previous miscalculation.

<sup>3</sup> Excluding litigious family cases.

<sup>4</sup> A default judgment is delivered despite the absence of a called litigant during a hearing or the absence of a written reply to a charge.

<sup>5</sup> Rejected litigious cases are often cases where litigants have failed to pay the requested fee to start their case. Transferred cases have been registered at a wrong court and are therefore transferred to another court to be dealt with. These cases generally have significantly low turnaround times.

 Official Statistics of Sweden

**Table 1.6**  
**District courts**  
**Civil cases determined according to family law 2017–2021**

	Year				
	2017	2018	2019	2020	2021
Joint petitions for divorce	21 140	21 185	21 686	22 486	21 098
of which dismissed	1 581	1 649	1 614	1 833	2 211
of which dismissed and else <sup>1</sup>	3 280	3 192	3 326	3 850	4 130
Divorce petitions	9 336	9 329	9 743	9 460	9 131
of which dismissed	1 662	1 701	1 635	1 541	1 593
of which dismissed and else <sup>1</sup>	2 770	2 727	2 745	2 716	2 710
Paternity cases	1 335	1 460	1 553	1 490	1 198
of which dismissed	118	112	124	112	122
Petitions for custody of children <sup>2</sup>	7 359	7 327	6 306	5 988	6 066
of which dismissed	959	959	900	872	816

<sup>1</sup>of which dismissed and else" is a calculated sum of all decided cases with the outcome dismissed, rejected, surrendered and expired.

<sup>2</sup> Includes visitation and accomodation. Can be a dispute between private individuals or where the Social Welfare Board is the plaintiff's party. These cases can not be distinguished.

 Official Statistics of Sweden

**Table 1.7**  
**District courts**  
**Criminal cases 2017–2021**

	Year				
	2017	2018	2019	2020	2021
Number of determined priority cases (criminal cases involving a detained person or a defendant under 18 years of age)	12 409	12 070	12 665	13 735	13 132
Percentage of priority cases (criminal cases involving a detained person or a defendant under 18 years of age)	13%	13%	13%	12%	11%
Percentage of cases with a remand hearing	8,6%	8,0%	7,8%	7,0%	6,1%
Percentage of cancelled main hearings	21,5%	21,4%	20,5%	24,1%	21,9%
Percentage of cases determined by judges and lay judges	48,5%	47,4%	44,2%	39,3%	40,4%
Percentage of cases with more than one defendant that were determined through a judgment	7,5%	6,9%	6,5%	6,1%	6,1%
Average number of defendants in cases determined through a judgment	1,10	1,09	1,09	1,08	1,08



Percentage of cases where the hearing time exceeds six hours <sup>1</sup>	7,2%	6,9%	7,6%	7,6%	7,4%
Percentage of cases where the hearing time exceeds twelve hours <sup>1</sup>	2,3%	2,2%	2,5%	2,5%	2,4%
Average time in cases decided following a hearing (hours per case)	2,12	2,06	2,15	2,15	2,12
Percentage of cases determined through a judgment	65,0%	64,0%	61,9%	59,9%	61,5%
- of which determined following a main hearing	73,2%	72,4%	70,1%	66,3%	66,9%
Percentage of cases determined through a final decision	34,0%	35,0%	37,2%	39,3%	37,9%
Percentage of cases determined in a different manner	1,0%	1,0%	0,9%	0,8%	0,7%
Number of cases determined through a judgment	56 070	59 692	62 255	68 854	74 924
- of which determined following a main hearing	41 067	43 229	43 650	45 643	50 127
Number of cases determined through a final decision	29 314	32 616	37 428	45 241	46 156
Number of cases determined in a different manner	886	716	869	943	845

<sup>1</sup> The numbers for 2017 are corrected due to a previous miscalculation.

**Table 1.8**  
**District courts**  
**Turnaround times for criminal cases involving juveniles according to the letter of appropriation by the government, 2017–2021**

		Year <sup>4</sup>				
		2017	2018	2019	2020	2021
<b>Total</b>	<b>Number of criminal cases involving juveniles determined<sup>1</sup></b>	<b>14 697</b>	<b>14 881</b>	<b>16 042</b>	<b>17 956</b>	<b>17 002</b>
	<b>Median turnaround time (months)<sup>2</sup></b>	<b>1,2</b>	<b>1,3</b>	<b>1,3</b>	<b>1,2</b>	<b>1,1</b>
	<b>75th percentile turnaround time (months)<sup>3</sup></b>	<b>2,6</b>	<b>2,7</b>	<b>2,6</b>	<b>2,5</b>	<b>2,4</b>
of which 15-18 years old	Number of criminal cases involving juveniles determined	7 301	6 826	7 103	8 028	7 789
	Median turnaround time (months)	0,7	0,8	0,8	0,7	0,7
	75th percentile turnaround time (months)	1,7	1,6	1,6	1,5	1,5
of which 18-21 years old	Number of criminal cases involving juveniles determined	7 396	8 055	8 939	9 928	9 213
	Median turnaround time (months)	1,9	1,9	1,8	1,6	1,5
	75th percentile turnaround time (months)	3,3	3,4	3,3	3,3	3,3

<sup>1</sup>Criminal cases involving juveniles are cases where at least one defendant is under 21 years of age.

<sup>2</sup> Median is the middle value after the numbers has been arranged in ascending order.

<sup>3</sup> 75th percentile indicates how long it takes to determine 75 % of the incoming cases.

<sup>4</sup> Since 2019 the date for electronic summons application indictment is used as a starting measure point for criminal cases in district courts, previously this date was collected somewhat manually. The numbers for previous years are corrected.

**Table 1.9**  
**Courts of appeal**  
**Cases filed, determined and pending 2017–2021**

	År				
	2017	2018	2019	2020	2021
<b>Cases filed</b>					
Criminal cases	8 562	9 234	10 087	10 767	12 053
Civil cases	2 742	2 807	2 891	2 935	3 153
Other cases	12 714	13 139	14 502	15 646	16 594
Environmental cases	943	866	1 016	948	936
Property cases	284	260	350	402	337
Cases relating to the Planning and Building Act	1058	978	1194	1 246	1 193
<b>Total</b>	<b>26 303</b>	<b>27 284</b>	<b>30 040</b>	<b>31 944</b>	<b>34 266</b>
<b>Cases determined</b>					
Criminal cases	8 528	8 811	9 641	9 953	11 137
Civil cases	2 686	2 855	2 757	2 824	3 174
Other cases	12 430	13 380	14 131	15 637	16 475
Environmental cases	887	909	857	1 017	955
Property cases	259	266	308	359	352
Cases relating to the Planning and Building Act	1010	942	1 061	1 253	1 188
<b>Total</b>	<b>25 800</b>	<b>27 163</b>	<b>28 755</b>	<b>31 043</b>	<b>33 281</b>
<b>Cases pending</b>					
Criminal cases	2 604	3 025	3 456	4 258	5 165
Civil cases	804	756	884	993	968
Other cases	1 504	1 274	1 649	1 667	1 795
Environmental cases	296	252	412	343	323
Property cases	88	83	125	170	155
Cases relating to the Planning and Building Act	248	284	417	410	417
<b>Total</b>	<b>5 544</b>	<b>5 674</b>	<b>6 943</b>	<b>7 841</b>	<b>8 823</b>

**Table 1.10**  
**Cases filed, determined and pending in 2021, individual courts of appeal**

Court of appeal		Criminal cases	Civil cases	Other cases	Environmental cases	Property cases	Cases relating to the Planning and Building Act	Total
Göta Court of Appeal	Filed	1 679	446	2 335	-	-	-	4 460
	Determined	1 612	449	2 367	-	-	-	4 428
	Pending	651	107	130	-	-	-	888
Court of Appeal for Lower Norrland	Filed	782	171	1 066	-	-	-	2 019
	Determined	614	182	993	-	-	-	1 789
	Pending	505	69	322	-	-	-	896
Court of Appeal for Western Sweden	Filed	2 437	543	3 174	-	-	-	6 154
	Determined	2 286	562	3 066	-	-	-	5 914
	Pending	763	111	311	-	-	-	1 185
Court of Appeal for Upper Norrland	Filed	561	120	621	-	-	-	1 302
	Determined	540	127	640	-	-	-	1 307
	Pending	146	32	67	-	-	-	245
Court of Appeal for Skåne and Blekinge	Filed	1 819	453	2 305	-	-	-	4 577
	Determined	1 821	460	2 311	-	-	-	4 592
	Pending	427	70	95	-	-	-	592
Svea Court of Appeal	Filed	4 775	1 420	7 093	936	337	1 193	15 754
	Determined	4 264	1 394	7 098	955	352	1 188	15 251
	Pending	2 673	579	870	323	155	417	5 017

**Table 1.11**  
**Courts of appeal**  
**Cases determined 2017–2021**

	Year				
	2017	2018	2019	2020	2021
<b>Criminal cases</b>					
Percentage of priority cases (criminal cases involving a detained person or a defendant under 18 years of age)	26%	27%	28%	29,7%	27,5%
Percentage of cases determined by judges and lay judges	55,9%	53,3%	50,3%	44,7%	41,9%
Percentage of cases determined following a main hearing <sup>1</sup>	63,1%	59,8%	56,1%	50,8%	48,1%
Percentage of cases determined by judgment	71%	72%	71%	70,5%	70,3%
Average hearing time in cases determined following a hearing (hours per case)	4,65	4,91	4,36	4,20	4,27
Average hearing time for all criminal cases (hours per case)	2,6	2,6	2,7	2,9	3,0
<b>Civil cases</b>					
Percentage of cases determined by judges and lay judges	3,9%	5,0%	3,8%	3,8%	3,5%
Percentage of cases determined following a main hearing <sup>1</sup>	12,2%	13,4%	13,5%	11,0%	9,8%
Percentage of cases determined by judgment	21%	23%	19%	18,5%	18,9%
Average hearing time in cases determined following a hearing (hours per case)	7,90	8,02	8,77	6,14	6,69
Average hearing time for all civil cases (hours per case)	1,0	1,1	1,1	0,8	0,9
<b>Environmental cases</b>					
Percentage of cases determined following a main hearing <sup>1</sup>	2,0%	2,6%	2,0%	1,2%	1,2%
<b>Property cases</b>					
Percentage of cases determined following a main hearing <sup>1</sup>	-	0,4%	0,6%	-	-

<sup>1</sup>A change was made in this calculation beginning from year 2019, numbers for previous years have therefore been corrected.

**Table 1.12**  
**Courts of appeal**  
**Frequency of amendment in civil and criminal cases 2021**


	Number of determined cases	of which amended	
		number	percentage
<b>Criminal cases</b>	11 137	3 939	35,4%
<b>Civil cases</b>	3 174	643	20,3%
<b>Total criminal and civil cases</b>	14 311	4 582	32,0%
<b>Total cases</b>	33 281	7 059	21,2%
<b>Judgment in criminal cases appealed to the court of appeal by the</b>			
Defendant	1 171	635	54,2%
Public prosecutor	714	496	69,5%
Public prosecutor and defendant	8 290	2 299	27,7%
Other <sup>1</sup>	962	509	52,9%
<b>Total</b>	<b>11 137</b>	<b>3 939</b>	<b>35,4%</b>

<sup>1</sup>Other: injured party, public defence, counsel for an injured party or guardian.

 Official Statistics of Sweden

**Table 1.13**  
**Courts of appeal**  
**Frequency of appeal 2017–2021, percentage of cases appealed from district courts to courts of appeal**

	Year				
	2017	2018	2019	2020	2021
Criminal cases	10%	10%	10%	9%	10%
Civil cases	4%	4%	4%	5%	5%
Total criminal and civil cases	8%	8%	8%	8%	8%
<b>Total (all cases)</b>	<b>15%</b>	<b>15%</b>	<b>15%</b>	<b>15%</b>	<b>16%</b>

 Official Statistics of Sweden


**Table 1.14**  
**Courts of appeal**  
**Turnaround times for criminal cases involving juveniles according to the letter of appropriation by the government, 2017–2021**

		Year				
		2017	2018	2019	2020	2021
<b>Total</b>	Number of criminal cases involving juveniles determined <sup>1</sup>	1 112	1 156	1 373	1 611	1 689
	Median turnaround time (months) <sup>2</sup>	1,5	1,6	1,7	1,6	1,7
	75th percentile turnaround time (months) <sup>3</sup>	3,0	3,5	3,7	3,4	3,6
of which 15-18 years old	Number of criminal cases involving juveniles determined	537	540	600	752	791
	Median turnaround time (months)	1,3	1,3	1,4	1,3	1,4
	75th percentile turnaround time (months)	1,6	1,6	1,8	1,7	1,8
of which 18-21 years old	Number of criminal cases involving juveniles determined	575	616	773	859	898
	Median turnaround time (months)	2,5	2,7	2,7	2,5	2,9
	75th percentile turnaround time (months)	4,8	5,2	5,4	5,3	5,6

<sup>1</sup>Criminal cases involving juveniles are cases where at least one defendant is under 21 years of age


<sup>2</sup> Median is the middle value after the numbers has been arranged in ascending order.

<sup>3</sup>75th percentile indicates how long it takes to determine 75 % of the incoming cases

 Official Statistics of Sweden

**Tabell 1.15**  
**The Supreme Court**  
**Cases filed, determined and pending per category 2017–2021**

	Year				
	2017	2018	2019	2020	2021
<b>Cases filed</b>					
Civil cases	1 759	1 789	2 045	2 236	2 650
Criminal cases	282	320	277	215	257
Other cases	3 903	4 099	4 465	4 531	5 206
<b>Total</b>	<b>5 944</b>	<b>6 208</b>	<b>6 787</b>	<b>6 982</b>	<b>8 113</b>
<b>Cases determined</b>					
Civil cases	1 773	1 796	2 000	2 156	2 591
Criminal cases	312	306	298	219	245
Other cases	3 923	4 216	4 290	4 406	4 971
<b>Total</b>	<b>6 008</b>	<b>6 318</b>	<b>6 588</b>	<b>6 781</b>	<b>7 807</b>
<b>Cases pending</b>					
Civil cases	156	147	189	268	327
Criminal cases	83	98	78	74	89
Other cases	529	411	576	699	930
<b>Total</b>	<b>768</b>	<b>656</b>	<b>843</b>	<b>1 041</b>	<b>1 346</b>

 Official Statistics of Sweden


**Table 1.16**  
**The Supreme Court**  
**Leave to appeal in determined cases 2017–2021**

	Year				
	2017	2018	2019	2020	2021
Cases in which leave to appeal is granted	137	143	119	135	140
Cases in which leave to appeal is not granted	4 945	5 350	5 575	5 934	6 855
Cases not requiring leave to appeal	929	825	894	712	812
<b>Total cases determined</b>	<b>6 008</b>	<b>6 318</b>	<b>6 588</b>	<b>6 781</b>	<b>7 807</b>

 Official Statistics of Sweden


**Table 1.17**  
**The Supreme Court**  
**Leave to appeal in determined cases per case category, 2021**

	Criminal cases	Civil Cases	Other cases	Total
Cases in which leave to appeal is granted	37	35	68	<b>140</b>
Cases in which leave to appeal is not granted	2 542	205	4 108	<b>6 855</b>
Cases not requiring leave to appeal	12	5	795	<b>812</b>
<b>Total determined cases</b>	<b>2 591</b>	<b>245</b>	<b>4 971</b>	<b>7 807</b>

 Official Statistics of Sweden

**Table 1.18**  
**The Supreme Court**  
**Frequency of appeal 2017–2021, percentage of cases appealed from courts of appeal to the Supreme Court**

	Year				
	2017	2018	2019	2020	2021
Criminal cases	21%	20%	21%	22%	24%
Civil cases	10%	11%	10%	8%	8%
Criminal and civil cases	18%	18%	19%	19%	20%
<b>Total (all cases)</b>	<b>18%</b>	<b>18%</b>	<b>19%</b>	<b>22%</b>	<b>24%</b>

 Official Statistics of Sweden



## 2. Cases at the general administrative courts

### The work of the general administrative courts

The administrative courts handle cases relating to disputes between individuals and public authorities and are arranged under a three-tier system. The first court tier is the administrative court, the second is the administrative court of appeal, and the third and highest is the Supreme Administrative Court. There are twelve administrative courts and four administrative courts of appeal. At the administrative courts in Stockholm, Gothenburg, Malmö and Luleå, there are migration courts that hear alien and citizenship cases as the court of first instance, whilst the Migration Court of Appeal is attached to the Administrative Court of Appeal in Stockholm and is the highest instance for such cases.

The Government has set up operating targets for administrative courts and administrative courts of appeal while the Supreme Administrative Court, in consultation with the Swedish National Courts Administration, sets its own operational targets. These targets are measured as turnaround times for determined cases. The 75th percentile and the 90th percentile indicate how long it takes to determine 75 % as well as 90 % of the cases.

The cases are counted as filed, determined and pending during each year. Pending cases are open cases that the court is working on.

For the operating targets at the administrative courts and administrative courts of appeal priority cases are excluded. These are cases relating to compulsory psychiatric care (*LPT*) and forensic psychiatric care (*LRV*), cases under the Care of Young Persons Act (*LJU*) as well as cases covered by Compulsory Care for Substance Abusers Act (*LVM*).

A case can be determined in different ways, such as through a verdict which is the court's decision on the issue in the case or matter. It can also be determined through a final order, by which a court concludes its consideration of the case without a verdict. Examples of final orders are cancellations and rejections of cases.

### The administrative courts

The administrative courts hear appeals against decisions by an administrative authority or decisions submitted to it by such an authority. They are staffed by judges, law clerks, officials who present the cases and administrative staff. At these courts, lay judges often take part in the judicial process.

*Tax cases* are among the case categories handled by administrative courts following referral when a decision by the tax authorities is appealed. The decisions in question could refer to income assessment or value-added tax.

Certain decisions by a municipal social welfare committee, such as decisions regarding income support, can be appealed to an administrative court. These are shown under the heading '*Cases involving the Social Services Act*'.

*Social insurance* cases involve appeals against decisions by the Social Insurance Agency on matters such as the right to compensation for occupational injuries, sickness benefit, parental payments or car subsidies for the disabled.

*Quantitative cases* concern property taxations, national registration, correctional treatment, driving licenses and study grants.

In cases that fall under the Care of Young Persons Act (*LJU*), the court examines whether children or young people up to eighteen years of age, in certain cases twenty, can be made subject to a compulsory care and protection order outside their parental home.

In cases covered by Compulsory Care for Substance Abusers Act (*LVM*), the court must decide, following an application from the social welfare committee, whether such individuals should receive medical treatment for their abuse even if they withhold consent.

The administrative courts also examine issues relating to compulsory psychiatric care and in other *psychiatric care cases*. The court must decide whether a person is in need of such care, whether a term of compulsory psychiatric care should be extended or whether forensic psychiatric care should be terminated. In such cases the senior consultant involved makes an application to the administrative court, which can also examine various issues following an appeal by the patient. This could, for example, involve deciding whether compulsory care should be stopped or whether a patient should be allowed a period of leave outside the treatment unit.

Administrative courts also handle cases relating to public procurement (*LOU*) and the Utilities Procurement Act (*LUF*). *LUF* regulates procurement for entities operating in the water, energy, transport and postal services sectors.

*Migration cases* involve appeals against decisions mainly made by the Migration Board and could relate to asylum, e.g. a residence permit for a refugee, or Swedish citizenship.

Other cases at the administrative court may relate to the *Animal Welfare Act*, *licences to serve alcoholic beverages* and *testing the legality of the Local Government Act*. Since Sweden joined the EU, cases involving *EU legislation* also arise. Mention can be made, for example, of cases relating to certain agricultural subsidies.

### **Case determination at the administrative courts**

In accordance with the general rule at an administrative court, a legally trained judge and three lay judges adjudicate. In certain matters falling under the Local Government Act two special members participate whilst in property assessment cases a member who has valuation skills may take part. A large number of cases are also determined by a single judge. Law clerks also serve in the administrative courts and after a certain period of service they are usually appointed to adjudicate regularly in less complicated cases concerning for example driving licenses.

As a rule, proceedings are in writing although they may include an oral hearing if it can be assumed to be of benefit to the enquiry or could expedite a decision in the case. If an individual party who is presenting the case requests an oral hearing, this should be granted unless it is deemed unnecessary. In certain cases, e.g., the provision of care for young people or substance abusers, an oral hearing takes place unless it is clearly unnecessary. If, in such cases, an individual party requests such a hearing it should always be granted. Instead of an oral hearing, the cases can be determined after a presentation.

If the plaintiffs are dissatisfied they can lodge an appeal with an administrative court of appeal.

### **The administrative courts of appeal**

The administrative courts of appeal examine cases appealed from the administrative courts. They have the same structure of case categories as the administrative courts.

Many cases require the administrative court of appeal to grant leave to appeal for the appeal to be heard. It may be granted only if it is of importance in guiding the application of the law (precedent) or if there are pressing reasons to hear an appeal (extraordinary leave). Regarding alien and citizenship cases certain rules are applied, not every kind of case can be appealed.

The administrative court of appeal is the first instance for what are termed *secrecy cases*, which relate to the right to view the contents of a public document.

## **Case determination at the administrative courts of appeal**

In accordance with the general rule three legally trained judges adjudicate at the administrative court of appeal. In certain cases they are joined by two lay judges or special members. The question of leave to appeal is decided by two legally trained judges if their decision is unanimous, or by three if it is not.

As a rule, proceedings are in writing and the case is determined after a presentation by a lawyer at the Court of Appeal. At the presentation, the lawyer presents the facts of the case and the investigation that has been made. The lawyer also provides an account of current regulations in the area. An oral hearing may be included in the proceedings if it can be assumed to be of benefit to the inquiry or if it could expedite the hearing of the case. If an individual party to the case requests an oral hearing, this should be granted unless it is deemed unnecessary. In certain cases, e.g. the provision of care for young people or substance abusers, an oral hearing is held unless it is clearly unnecessary. If, in such cases, an individual party requests such a hearing it should always be granted.

## **The Supreme Administrative Court**

This is the highest general administrative court and examines cases appealed from one of the four administrative courts of appeal. It also examines appeals from the Council for Advance Tax Rulings and the Patent Appeals Board. It has the same structure of case categories as the lower instances. The majority of appeals at this level require leave to appeal, which is granted only if it could be of importance as a precedent, i.e. provides guidance on how other similar cases are to be determined, or if there are pressing reasons to do so. Only a small percentage of the cases referred to the Supreme Administrative Court of Appeal are granted leave to appeal. The Chancellor of Justice (JK) and the Parliamentary Ombudsman (JO) do not require this in cases of a disciplinary offence or revocation or restriction of the right to work as a doctor or other medical professional within the healthcare system. Nor does the Chancellor of Justice require leave to appeal in cases concerning the law of collection of debts.

The members of this court are called justices and when the facts of a case are to be examined five justices usually take part. The case may also be determined by the court in a full plenary session. Questions regarding leave to appeal are generally decided by one up to three justices.

Proceedings are as a rule in writing and an oral hearing may be included if it can be assumed to be of benefit to the inquiry or if it could expedite the hearing of the case. Often the judge referee presents the case verbally to the justice of the supreme court, which then deliberates. Sometimes they directly reach a decision, but it is more common for one or more additional deliberations to take place in order to make a decision.

**Table 2.1**  
**Administrative courts**  
**Cases filed, determined and pending 2017–2021**

	Year				
	2017	2018	2019	2020	2021
<b>Cases filed</b>					
Tax cases	10 403	10 686	9 062	7 697	7 141
Congestion charge cases	456	681	566	328	239
Social insurance cases	18 241	18 636	18 242	17 489	14 601
Cases relating to the Social Services Act	26 133	27 950	30 434	33 517	27 381
Psychiatric care cases	13 475	14 109	14 511	14 633	14 842
LVU cases <sup>1</sup>	4 674	4 835	5 280	5 401	5 387
LVM cases <sup>2</sup>	1 383	1 300	1 285	1 253	1 181
LOU cases <sup>3</sup>	3 278	2 850	3 111	3 594	2 509
Quantitative cases <sup>4</sup>	9 039	9 560	10 273	10 618	9 626
Migration cases	53 205	50 771	57 645	70 110	59 970
Other cases	22 895	25 476	26 351	27 119	35 059
<b>Total</b>	<b>163 182</b>	<b>166 854</b>	<b>176 760</b>	<b>191 759</b>	<b>177 936</b>
<b>Cases determined</b>					
Tax cases	10 873	9 873	9 386	8 032	7 749
Congestion charge cases	434	638	625	352	240
Social insurance cases	12 713	17 347	16 165	18 356	17 825
Cases relating to the Social Services Act	24 855	26 968	29 710	34 117	27 961
Psychiatric care cases	13 425	14 108	14 561	14 594	14 840
LVU cases <sup>1</sup>	4 681	4 793	5 212	5 368	5 327
LVM cases <sup>2</sup>	1 390	1 298	1 280	1 252	1 183
LOU cases <sup>3</sup>	3 672	2 862	3 024	3 616	2 756
Quantitative cases <sup>4</sup>	8 995	9 284	9 908	10 990	9 931
Migration cases	44 084	51 267	64 543	70 623	62 733
Other cases	21 714	23 410	25 641	28 886	33 463
<b>Total</b>	<b>146 836</b>	<b>161 848</b>	<b>180 055</b>	<b>196 186</b>	<b>184 008</b>

	2017	2018	2019	2020	2021
<b>Cases pending</b>					
Tax cases	5 069	5 912	5 622	5 309	4 761
Congestion charge cases	86	129	70	46	45
Social insurance cases	11 360	12 647	14 711	13 907	10 700
Cases relating to the Social Services Act	7 673	8 664	9 389	8 819	8 231
Psychiatric care cases	342	339	283	316	317
LVU cases <sup>1</sup>	645	687	756	792	857
LVM cases <sup>2</sup>	50	52	57	58	56
LOU cases <sup>3</sup>	764	760	858	854	610
Quantitative cases <sup>4</sup>	1 895	2 166	2 519	2 188	1 883
Migration cases	21 061	20 835	14 128	13 652	10 910
Other cases	10 019	12 094	12 941	11 334	12 950
<b>Total</b>	<b>58 964</b>	<b>64 285</b>	<b>61 334</b>	<b>57 275</b>	<b>51 320</b>

<sup>1</sup> Cases under the Care of Young Persons Act (LVU)

<sup>2</sup> Cases under the Compulsory Care for Substance Abusers Act (LVM)

<sup>3</sup> Cases relating to public procurement (LOU)

<sup>4</sup> Quantitative cases: real estate assessment, national registration, correctional treatment, driving licence and study allowances.

 Official Statistics of Sweden

**Table 2.2**  
**Administrative courts**  
**Cases filed, determined and pending in 2021**

Administrative courts	Case category	Filed cases	Determined cases	Pending cases
<b>Falun</b>	<b>Total</b>	<b>5 853</b>	<b>5 781</b>	<b>2 606</b>
	Tax cases	311	375	31
	Congestion charge cases	94	93	5
	Social insurance cases	335	336	60
	Cases relating to the Social Services Act	1 229	1 213	424
	Psychiatric care cases	491	454	185
	LVU cases <sup>1</sup>	783	789	12
	LVM cases <sup>2</sup>	351	413	477
	LOU cases <sup>3</sup>	790	833	622
	Quantitative cases <sup>4</sup>	9	4	7
<b>Gothenburg</b>	Other cases	1 460	1 271	783
	<b>Total</b>	<b>21 798</b>	<b>24 470</b>	<b>8 907</b>
	Tax cases	288	319	40
	Congestion charge cases	176	178	8
	Social insurance cases	848	857	119
	Cases relating to the Social Services Act	4 070	4 190	614
Psychiatric care cases	1 391	1 551	215	

	LVU cases	2484	2444	101
	LVM cases	786	678	849
	LOU cases	2044	2696	1601
	Quantitative cases	39	37	11
	Migration cases	6 577	8 151	4 280
	Other cases	3 095	3 369	1 069
<b>Härnösand</b>	<b>Total</b>	<b>4 998</b>	<b>6 353</b>	<b>1 227</b>
	Tax cases	109	86	36
	Congestion charge cases	75	78	1
	Social insurance cases	160	164	25
	Cases relating to the Social Services Act	539	590	120
	Psychiatric care cases	462	487	60
	LVU cases	955	957	10
	LVM cases	165	314	89
	LOU cases	708	1145	313
	Quantitative cases	4	0	4
	Other cases	1 821	2 532	569
<b>Jönköping</b>	<b>Total</b>	<b>6 692</b>	<b>7 445</b>	<b>2 326</b>
	Tax cases	116	131	28
	Congestion charge cases	90	87	6
	Social insurance cases	482	474	78
	Cases relating to the Social Services Act	1 744	2 143	459
	Psychiatric care cases	701	766	165
	LVU cases	1005	1019	16
	LVM cases	224	242	150
	LOU cases	1086	1275	830
	Quantitative cases	11	11	2
	Other cases	1 233	1 297	592
<b>Karlstad</b>	<b>Total</b>	<b>6 360</b>	<b>6 907</b>	<b>2 079</b>
	Tax cases	125	185	39
	Congestion charge cases	87	90	3
	Social insurance cases	450	431	101
	Cases relating to the Social Services Act	1 920	2 066	470
	Psychiatric care cases	644	695	156
	LVU cases	510	514	14
	LVM cases	199	192	196
	LOU cases	754	818	500
	Quantitative cases	6	3	4
	Other cases	1 665	1 913	596
<b>Linköping</b>	<b>Total</b>	<b>9 955</b>	<b>11 621</b>	<b>2 751</b>
	Tax cases	236	278	44
	Congestion charge cases	113	115	7
	Social insurance cases	465	466	55
	Cases relating to the Social Services Act	2 790	2 980	761
	Psychiatric care cases	855	881	151
	LVU cases	1544	1541	26

	LVM cases	1231	1513	261
	LOU cases	927	1365	675
	Quantitative cases	11	11	0
	Other cases	1 783	2 471	771
<b>Luleå</b>	<b>Total</b>	<b>5 303</b>	<b>5 618</b>	<b>1 150</b>
	Tax cases	68	73	8
	Congestion charge cases	47	44	4
	Social insurance cases	145	147	18
	Cases relating to the Social Services Act	248	321	36
	Psychiatric care cases	169	185	24
	LVU cases	553	547	9
	LVM cases	77	108	34
	LOU cases	339	426	107
	Quantitative cases	1	1	0
	Migration cases	2 985	3 056	775
	Other cases	671	710	135
<b>Malmö</b>	<b>Total</b>	<b>54 533</b>	<b>53 766</b>	<b>10 998</b>
	Tax cases	311	344	148
	Congestion charge cases	143	140	7
	Social insurance cases	715	694	116
	Cases relating to the Social Services Act	4 652	3 917	1 948
	Psychiatric care cases	1 309	1 317	272
	LVU cases	1562	1569	20
	LVM cases	1006	891	639
	LOU cases	1999	2171	1684
	Quantitative cases	10	7	4
	Migration cases	39 690	40 068	4 384
	Other cases	3 136	2 648	1 776
<b>Stockholm</b>	<b>Total</b>	<b>46 427</b>	<b>44 809</b>	<b>11 529</b>
	Tax cases	507	508	130
	Congestion charge cases	139	140	4
	Social insurance cases	874	878	125
	Cases relating to the Social Services Act	6 045	6 051	1 080
	Psychiatric care cases	2 025	1 970	247
	LVU cases	2626	2625	53
	LVM cases	2310	2504	1286
	LOU cases	3617	4375	1929
	Quantitative cases	138	158	8
	Migration cases	10 718	11 458	1 471
	Other cases	17 428	14 142	5 196
<b>Umeå</b>	<b>Total</b>	<b>2 331</b>	<b>2 709</b>	<b>397</b>
	Tax cases	53	51	11
	Social insurance cases	43	44	0
	Cases relating to the Social Services Act	109	104	16
	Psychiatric care cases	419	473	60
	LVU cases	221	256	21

	LVM cases	524	520	8
	LOU cases	78	127	3
	Quantitative cases	445	610	185
	Other cases	439	524	93
<b>Uppsala</b>	<b>Total</b>	<b>8 521</b>	<b>9 351</b>	<b>4 256</b>
	Tax cases	180	201	50
	Congestion charge cases	92	93	8
	Social insurance cases	459	445	76
	Cases relating to the Social Services Act	2 633	2 859	1 393
	Psychiatric care cases	881	918	226
	LVU cases	1451	1466	34
	LVM cases	334	400	509
	LOU cases	1077	1322	1218
	Quantitative cases	7	5	3
	Other cases	1 407	1 642	739
<b>Växjö</b>	<b>Total</b>	<b>5 165</b>	<b>5 178</b>	<b>3 094</b>
	Tax cases	205	205	45
	Congestion charge cases	82	81	3
	Social insurance cases	345	331	68
	Cases relating to the Social Services Act	1 092	1 158	866
	Psychiatric care cases	477	451	161
	LVU cases	845	849	14
	LVM cases	380	367	268
	LOU cases	815	789	1036
	Quantitative cases	3	3	2
	Other cases	921	944	631

<sup>1</sup> Cases under the Care of Young Persons Act (LVU)

<sup>2</sup> Cases under the Compulsory Care for Substance Abusers Act (LVM)

<sup>3</sup> Cases relating to public procurement (LOU)


<sup>4</sup> Quantitative cases: real estate assessment, national registration, correctional treatment, driving licence and study allowances.



**Table 2.3**  
**Administrative courts, migration cases**  
**Cases filed, determined and pending, migration cases 2017–2021**

	Year				
	2017	2018	2019	2020	2021
<b>Cases filed</b>					
Removal cases asylum	21 189	16 897	10 879	11 444	7 033
- of which unaccompanied minors	838	503	152	140	54
- of which after new adjudication according to chapter 12 §19	271	472	854	968	717
Immediate enforcement	20 080	15 922	9 873	10 336	6 262
Residence permit, Removal cases not asylum, Status declarations	1 241	1 182	870	815	766
- of which residence permits	17 367	16 939	13 087	13 562	11 918
- of which removal cases, not asylum	10 763	12 583	9 188	9 300	8 471
- of which status declarations	3 483	2 720	2 573	3 202	2 551
Enforcement cases	3 121	1 636	1 326	1 060	896
Citizenship cases	1 352	2 689	2 738	2 640	1 876
Entry visa cases	1 248	1 258	1 847	2 570	3 036
Other migration cases	6 103	6 714	9 188	1 864	1 431
<b>Total migration cases</b>	<b>4 705</b>	<b>5 092</b>	<b>19 036</b>	<b>37 215</b>	<b>33 910</b>
<b>Cases determined</b>					
Removal cases asylum	14 236	17 423	17 143	12 043	9 236
- of which unaccompanied minors	740	733	154	142	69
- of which after new adjudication according to chapter 12 §19	317	357	776	835	828
Immediate enforcement	13 179	16 333	16 213	11 066	8 339
Residence permit, Removal cases not asylum, Status declarations	1 245	1 196	863	824	766
- of which residence permits	15 683	16 851	14 339	12 871	12 720
- of which removal cases, not asylum	9 557	11 899	10 171	8 646	9 081
- of which status declarations	2 404	3 157	2 644	2 948	2 719
Enforcement cases	3 722	1 795	1 524	1 277	920
Citizenship cases	1 298	2 658	2 779	2 652	1 895
Entry visa cases	1 173	1 205	1 684	2 515	2 410
Other migration cases	6 000	6 699	9 244	2 214	1 448
<b>Total migration cases</b>	<b>4 449</b>	<b>5 235</b>	<b>18 491</b>	<b>37 504</b>	<b>34 258</b>

	2017	2018	2019	2020	2021
<b>Cases pending</b>					
Removal cases asylum	13 368	13 029	6 911	6 344	4 158
- of which unaccompanied minors	271	29	26	23	7
- of which after new adjudication according to chapter 12 §19	50	169	257	392	290
Immediate enforcement	13 047	12 831	6 628	5 929	3 861
Residence permit, Removal cases not asylum, Status declarations	32	19	26	22	23
- of which residence permits	6 059	6 216	5 001	5 702	4 918
- of which removal cases, not asylum	3 368	4 101	3 136	3 802	3 199
- of which status declarations	1 685	1 265	1 211	1 463	1 301
Enforcement cases	1 006	850	654	437	418
Citizenship cases	85	116	70	57	39
Entry visa cases	265	318	481	536	1 161
Other migration cases	452	465	407	57	40
<b>Total migration cases</b>	<b>21 061</b>	<b>20 835</b>	<b>14 128</b>	<b>13 652</b>	<b>10 910</b>

 Official Statistics of Sweden

**Table 2.4**  
**Administrative courts**  
**Cases determined 2017–2021**


	Year				
	2017	2018	2019	2020	2021
Percentage of priority cases <sup>1</sup>	19%	18%	18%	17%	18%
Percentage of cases determined following an oral hearing <sup>2</sup>	14,0%	13,7%	13,5%	11,2%	12,0%
Percentage of migration cases determined with oral proceeding	10%	11%	9%	4%	4%
Percentage of cases excluding migration cases determined following an oral hearing	16%	16%	16%	15,1%	16,0%
Average time in decided migration cases following a hearing (hours per case)	2,26	2,38	2,36	2,33	2,39
Average time in decided cases excluding migration following a hearing (hours per case)	0,66	0,66	0,69	0,67	0,67
Percentage of cases determined by a single judge	63,6%	64,4%	68,9%	72,0%	72,7%
Percentage of cases determined by a judge and lay judges	36,2%	35,4%	31,0%	27,9%	27,2%
Percentage of cases determined with a different composition	0,2%	0,2%	0,1%	0,1%	0,1%
Percentage of cases determined through a judgment <sup>3</sup>	87,1%	86,5%	85,9%	87,9%	88,5%
Percentage of cases determined following a decision <sup>4</sup>	12,9%	13,5%	14,1%	12,1%	11,5%

<sup>1</sup>Priority cases: cases relating to compulsory psychiatric care (LPI) and forensic psychiatric care (LRV), cases under the Care of Young Persons Act (LVU) as well as cases covered by Compulsory Care for Substance Abusers Act (LVM).

<sup>2</sup>A change was made in this calculation beginning from year 2019.

<sup>3</sup>Judgment: the verdict which is the court's decision on the issue in the case or matter.

<sup>4</sup>Decision: the final order by which a court concludes its consideration of the case without a judgment.

 Official Statistics of Sweden

**Table 2.5**  
**Administrative courts of appeal**  
**Cases filed, determined and pending in 2017–2021**

	Year				
	2017	2018	2019	2020	2021
<b>Cases filed</b>					
Tax cases	3 432	2 906	2 828	2 521	2 317
Congestion charge cases	60	76	101	42	33
Social insurance cases	3 096	6 313	5 618	4 904	4 948
Cases relating to the Social Services Act	2 146	2 072	2 126	2 353	2 140
Psychiatric care cases	1 528	1 744	1 889	2 116	2 280
LVU cases <sup>1</sup>	1 977	2 259	2 463	2 718	2 750
LVM cases <sup>2</sup>	324	349	370	368	383
LOU cases <sup>3</sup>	925	676	513	778	486
Quantitative cases <sup>4</sup>	1 268	1 180	1 418	1 616	1 327
Migration cases	17 729	21 919	20 191	16 352	13 060
Other cases	6 332	6 107	7 024	7 269	9 048
<b>Total</b>	<b>38 817</b>	<b>45 601</b>	<b>44 541</b>	<b>41 037</b>	<b>38 772</b>
<b>Cases determined</b>					
Tax cases	4 415	3 188	2 893	2 863	2 536
Congestion charge cases	72	64	116	44	30
Social insurance cases	7 970	3 175	3 914	8 863	4 401
Cases relating to the Social Services Act	2 152	1 978	2 248	2 262	2 203
Psychiatric care cases	1 532	1 719	1 858	2 081	2 287
LVU cases <sup>1</sup>	1 958	2 206	2 426	2 598	2 850
LVM cases <sup>2</sup>	331	331	370	370	388
LOU cases <sup>3</sup>	938	742	536	742	493
Quantitative cases <sup>4</sup>	1 473	1 225	1 446	1 442	1 426
Migration cases	17 372	21 738	20 576	16 622	13 235
Other cases	6 532	5 901	6 780	7 213	7 822
<b>Total</b>	<b>44 745</b>	<b>42 267</b>	<b>43 163</b>	<b>45 100</b>	<b>37 671</b>
<b>Cases pending</b>					
Tax cases	2 307	2 023	1 955	1 616	1 392
Congestion charge cases	6	18	3	1	4
Social insurance cases	916	4 308	6 009	2 050	2 598
Cases relating to the Social Services Act	416	511	392	483	422
Psychiatric care cases	96	121	152	188	182
LVU cases <sup>1</sup>	259	314	354	476	375
LVM cases <sup>2</sup>	23	39	39	38	33
LOU cases <sup>3</sup>	165	99	76	112	105
Quantitative cases <sup>4</sup>	277	233	204	380	281
Migration cases	1 672	1 858	1 476	1 208	1 032
Other cases	1 361	1 574	1 826	1 886	3 114
<b>Total</b>	<b>7 498</b>	<b>11 098</b>	<b>12 486</b>	<b>8 438</b>	<b>9 538</b>

<sup>1</sup> Cases under the Care of Young Persons Act (LVU)

<sup>2</sup> Cases under the Compulsory Care for Substance Abusers Act (LVM)

<sup>3</sup> Cases relating to public procurement (LOU)

<sup>4</sup> Quantitative cases: real estate assessment, national registration, correctional treatment, driving licence and study allowances.

**Table 2.6**  
**Cases filed, determined and pending in 2021, individual administrative courts of appeal**

Administrative court of appeal	Case category	Filed cases	Determined cases	Pending cases
<b>Gothenburg</b>	<b>Total</b>	<b>7 939</b>	<b>8 226</b>	<b>2 031</b>
	Tax cases	701	889	31
	Congestion charge cases	9	11	14
	Social insurance cases	1 424	1 586	143
	Cases relating to the Social Services Act	849	818	87
	Psychiatric care cases	720	720	90
	LVU cases <sup>1</sup>	1 064	1 008	56
	LVM cases <sup>2</sup>	133	131	289
	LOU cases <sup>3</sup>	356	353	587
	Quantitative cases <sup>4</sup>	460	475	0
	Other cases	2 223	2 235	734
<b>Jönköping</b>	<b>Total</b>	<b>4 330</b>	<b>4 041</b>	<b>1 771</b>
	Tax cases	374	327	32
	Congestion charge cases	2	1	12
	Social insurance cases	762	667	98
	Cases relating to the Social Services Act	439	387	141
	Psychiatric care cases	370	361	56
	LVU cases <sup>1</sup>	586	554	65
	LVM cases <sup>2</sup>	71	71	229
	LOU cases <sup>3</sup>	114	104	505
	Quantitative cases <sup>4</sup>	295	296	1
	Other cases	1 317	1 273	632
<b>Stockholm</b>	<b>Total</b>	<b>24 976</b>	<b>29 227</b>	<b>4 398</b>
	Tax cases	1 151	1 312	24
	Congestion charge cases	27	28	5
	Social insurance cases	1 790	5 806	82
	Cases relating to the Social Services Act	823	812	153
	Psychiatric care cases	703	691	60
	LVU cases <sup>1</sup>	737	703	36
	LVM cases <sup>2</sup>	71	76	624
	LOU cases <sup>3</sup>	188	155	979
	Quantitative cases <sup>4</sup>	447	413	2
	Migration cases	16 352	16 622	1 032
Other cases	2 687	2 609	1 401	
<b>Sundsvall</b>	<b>Total</b>	<b>3 792</b>	<b>3 606</b>	<b>1 338</b>
	Tax cases	295	335	18
	Congestion charge cases	4	4	2
	Social insurance cases	928	804	52
	Cases relating to the Social Services Act	242	245	41
	Psychiatric care cases	323	309	75

LVU cases <sup>1</sup>	331	333	25
LVM cases <sup>2</sup>	93	92	250
LOU cases <sup>3</sup>	120	130	527
Quantitative cases <sup>4</sup>	414	258	1
Other cases	1 042	1 096	347

<sup>1</sup> Cases under the Care of Young Persons Act (LVU)

<sup>2</sup> Cases under the Compulsory Care for Substance Abusers Act (LVM)

<sup>3</sup> Cases relating to public procurement (LOU)

<sup>4</sup> Quantitative cases: real estate assessment, national registration, correctional treatment, driving licence and study allowances.

 Official Statistics of Sweden

**Table 2.7**  
**Administrative Court of Appeal in Stockholm (migration cases)**  
**Cases filed, determined and pending, migration cases in 2017–2021**

	Year				
	2017	2018	2019	2020	2021
<b>Cases filed</b>					
Removal cases asylum	10 285	12 403	10 531	8 358	6 407
- of which unaccompanied minors	481	587	115	119	52
- of which after new adjudication according to chapter 12 §19	209	226	485	616	594
Immediate enforcement	9 595	11 590	9 931	7 623	5 761
Residence permit, Removal cases not asylum, Status declarations	46	50	40	60	60
- of which residence permits	4 442	5 381	4 770	4 081	3 499
- of which removal cases, not asylum	2 557	3 438	2 781	2 527	2 227
- of which status declarations	888	1 279	1 084	1 084	996
Enforcement cases	997	664	905	470	276
Citizenship cases	611	1 251	1 424	1 262	973
Entry visa cases	179	162	255	416	366
Other migration cases	417	478	752	269	228
Extraordinary remedies	1 553	1 953	2 234	1 763	1 405
<b>Total migration cases</b>	<b>196</b>	<b>241</b>	<b>185</b>	<b>143</b>	<b>122</b>
	<b>17 729</b>	<b>21 919</b>	<b>20 191</b>	<b>16 352</b>	<b>13 060</b>


	Year				
	2017	2018	2019	2020	2021
<b>Cases determined</b>					
Removal cases asylum	10 149	12 291	10 704	8 560	6 570
- of which unaccompanied minors	485	602	127	123	60
- of which after new adjudication according to chapter 12 §19	216	203	460	601	616
Immediate enforcement	9 448	11 486	10 117	7 836	5 894
Residence permit, Removal cases not asylum, Status declarations	45	50	41	57	64
- of which residence permits	4 226	5 360	5 004	4 067	3 537
- of which removal cases, not asylum	2 362	3 379	2 976	2 491	2 242
- of which status declarations	855	1 307	1 115	1 072	1 005
Enforcement cases	1 009	674	913	504	290
Citizenship cases	599	1 207	1 419	1 290	980
Entry visa cases	196	153	249	398	355
Other migration cases	411	469	749	297	198
Extraordinary remedies	1 563	1 953	2 224	1 810	1 410
<b>Total migration cases</b>	<b>17 372</b>	<b>21 738</b>	<b>20 576</b>	<b>16 622</b>	<b>13 235</b>
<b>Cases pending</b>					
Removal cases asylum	986	1 100	918	712	545
- of which unaccompanied minors	40	25	13	9	1
- of which after new adjudication according to chapter 12 §19	11	34	59	74	52
Immediate enforcement	935	1 041	846	629	492
Residence permit, Removal cases not asylum, Status declarations	3	3	2	5	1
- of which residence permits	540	556	332	348	311
- of which removal cases, not asylum	327	383	189	224	210
- of which status declarations	134	105	74	85	76
Enforcement cases	79	68	69	39	25
Citizenship cases	29	73	79	52	46
Entry visa cases	8	16	22	40	51
Other migration cases	24	33	35	8	38
Extraordinary remedies	57	65	77	31	27
<b>Total migration cases</b>	<b>1 672</b>	<b>1 858</b>	<b>1 476</b>	<b>1 208</b>	<b>1 032</b>

**Table 2.8**  
**Administrative<sup>1</sup> Courts of Appeal**  
**Cases determined 2017–2021**

	Year				
	2017	2018	2019	2020	2021
<b>Determined</b>	<b>27 373</b>	<b>20 529</b>	<b>22 587</b>	<b>28 478</b>	<b>24 436</b>
Cases where leave to appeal is granted	6 310	2 069	2 035	2 972	2 306
Cases where leave to appeal is not granted	9 723	8 892	10 847	15 755	12 042
Cases not requiring leave to appeal	11 340	9 568	9 705	9 751	10 088
Percentage of cases determined with oral proceeding	8%	10%	9%	7%	8%
Percentage of priority cases <sup>2</sup>	14%	21%	21%	18%	23%


<sup>1</sup> Excluding migration cases.

<sup>2</sup> Priority cases: cases relating to compulsory psychiatric care (LPT) and forensic psychiatric care (LRV), cases under the Care of Young Persons Act (LVU) as well as cases covered by Compulsory Care for Substance Abusers Act (LVM).

 Official Statistics of Sweden

**Table 2.9**  
**Administrative Courts of Appeal**  
**Frequency of appeal and amendment 2017–2021**

	Year				
	2017	2018	2019	2020	2021
Frequency of appeal excluding migration cases	21%	21%	21%	20%	21%
Frequency of amendment excluding migration cases	27%	13%	12%	12%	12%
Frequency of appeal in migration cases	40%	43%	31%	23%	21%
Frequency of appeal in removal cases, asylum (migration)	72%	71%	61%	69%	69%
Frequency of amendment in migration cases	0,9%	0,5%	0,6%	0,6%	0,4%
Frequency of amendment in removal cases, asylum (migration)	0,5%	0,3%	0,4%	0,4%	0,2%

 Official Statistics of Sweden

**Table 2.10**  
**The Supreme Administrative Court**  
**Cases filed, determined and pending 2017–2021**

	Year				
	2017	2018	2019	2020	2021
<b>Cases filed</b>					
Tax cases	1 873	1 232	1 242	1 060	1 019
Congestion charge cases	24	19	26	11	9
Social insurance cases	927	1 065	1 265	1 392	1 387
Cases relating to the Social Services Act	481	400	541	438	527
Psychiatric care cases	462	531	480	598	688
LVU cases <sup>1</sup>	572	754	808	941	1 068
LVM cases <sup>2</sup>	43	58	71	66	88
LOU cases <sup>3</sup>	385	328	169	257	163
Quantitative cases <sup>4</sup>	479	424	282	330	329
Other cases	2 340	2 141	2 216	2 359	2 450
<b>Total</b>	<b>7 586</b>	<b>6 952</b>	<b>7 100</b>	<b>7 452</b>	<b>7 728</b>
<b>Cases determined</b>					
Tax cases	1 449	1 756	1 146	1 163	1 016
Congestion charge cases	19	21	27	13	9
Social insurance cases	1 045	991	1 442	1 234	1 308
Cases relating to the Social Services Act	463	419	530	456	515
Psychiatric care cases	441	538	461	554	747
LVU cases <sup>1</sup>	537	745	763	918	1 074
LVM cases <sup>2</sup>	43	57	66	63	91
LOU cases <sup>3</sup>	350	353	238	245	159
Quantitative cases <sup>4</sup>	493	410	312	320	327
Other cases	2 326	2 353	2 189	2 238	2 286
<b>Total</b>	<b>7 166</b>	<b>7 643</b>	<b>7 174</b>	<b>7 204</b>	<b>7 532</b>
<b>Cases pending</b>					
Tax cases	899	378	475	372	373
Congestion charge cases	5	3	2	0	0
Social insurance cases	290	363	186	344	422
Cases relating to the Social Services Act	115	98	108	90	102
Psychiatric care cases	50	43	62	106	47
LVU cases <sup>1</sup>	82	88	133	156	150
LVM cases <sup>2</sup>	3	4	9	12	9
LOU cases <sup>3</sup>	123	98	29	41	45
Quantitative cases <sup>4</sup>	70	85	54	64	66
Other cases	770	551	579	685	836
<b>Total</b>	<b>2 407</b>	<b>1 711</b>	<b>1 637</b>	<b>1 870</b>	<b>2 050</b>



<sup>1</sup> Cases under the Care of Young Persons Act (LVU)

<sup>2</sup> Cases under the Compulsory Care for Substance Abusers Act (LVM)

<sup>3</sup> Cases relating to public procurement (LOU)

<sup>4</sup> Quantitative cases: real estate assessment, national registration, correctional treatment, driving licence and study allowances.

 Official Statistics of Sweden


**Table 2.11**  
**The Supreme Administrative Court**  
**Cases determined in the Supreme Administrative Court 2017–2021**

	Year				
	2017	2018	2019	2020	2021
Cases where leave to appeal is granted	88	82	185	92	95
Cases where leave to appeal is not granted	6 535	7 047	6 484	6 752	7 164
Cases not requiring leave to appeal	543	514	505	360	273
<b>Total determined cases</b>	<b>7 166</b>	<b>7 643</b>	<b>7 174</b>	<b>7 204</b>	<b>7 532</b>

 Official Statistics of Sweden

**Table 2.12**  
**The Supreme Administrative Court**  
**Frequency of appeal 2017–2021, percentage of cases appealed from administrative courts of appeal to the Supreme Administrative Court**

	Year				
	2017	2018	2019	2020	2021
Frequency of appeal	28%	34%	31%	26%	32%

 Official Statistics of Sweden

### 3. Matters dealt with at the Rent and Tenancy Tribunals

#### The work of the Rent and Tenancy Tribunals

Rent Tribunals can mediate in disputes between landlords and tenants or between tenant associations and tenants if the parties themselves cannot reach agreement. Rent tribunals also examine certain rent and tenant issues and pronounce a decision that is binding on the parties. Rent tribunals also deal with matters that involve special administration of residential properties. The purchaser of a rental property may in certain cases require the consent of the tribunal to validate the purchase.

A rent tribunal normally consists of three members during a procedure. The tribunal is chaired by a rent tribunal judge whilst the other members represent different interest groups, of whom one is well versed in property management and the other in the situation of the tenants.

A tenancy tribunal has similar duties to a rent tribunal when it comes to applying legislation relating to leases. Its composition is also similar to that of the rent tribunal except that the members represent the interests of landowners and tenants.


Matters at the Rent and Tenancy tribunals are divided into several categories, for example *housing waivers*, *commercial premises agency matters* and *premises waivers*, etc.

Most of the decisions of a rent tribunal can be appealed to Svea Court of Appeal whilst certain leasehold matters can be appealed to the court of appeal within whose jurisdiction the leased property is located. Some of the decisions cannot be appealed.

There are eight rent and tenancy tribunals. The government decide operational targets for them, and they also set their own operational targets in consultation with the Swedish National Courts Administration. These targets are measured as turnaround times for determined cases. The 75th percentile indicates how long it takes to determine 75 % of the cases.

**Table 3.1**  
**Rent and tenancy tribunals**  
**Matters filed, determined and pending 2017–2021**

	Year				
	2017	2018	2019	2020	2021
<b>Rent and Tenancy tribunals</b>					
Filed	41 940	41 535	42 185	40 259	37 902
Determined	43 835	40 639	42 349	39 861	39 544
Pending at the year-end	7 589	8 400	8 081	8 439	6 636
<b>- of which Tenancy tribunals</b>					
Filed	1 294	1 419	1 866	1 859	1 248
Determined	1 424	1 152	2 017	1 298	1 659
Pending at the year-end	842	1 107	691	1 264	851

 Official Statistics of Sweden

**Table 3.2**  
**Rent and tenancy tribunals**  
**Matters filed, determined and pending 2017–2021**

Rent and Tenancy Tribunal		2017	2018	2019	2020	2021
Gothenburg	Filed	7 346	6 631	6 646	7 319	6 787
	Determined	9 505	6 799	6 619	6 850	7 072
	Pending	1 610	1 418	1 148	1 578	1 284
Jönköping	Filed	1 933	1 761	1 735	1 633	1 640
	Determined	2 005	1 751	1 731	1 649	1 685
	Pending	302	309	300	262	216
Linköping	Filed	2 377	2 254	2 369	2 349	2 066
	Determined	2 440	2 298	2 348	2 309	2 045
	Pending	288	239	258	290	290
Malmö	Filed	4 364	4 817	5 369	4 183	3 592
	Determined	4 381	4 492	5 577	4 115	3 809
	Pending	580	894	679	741	524
Stockholm	Filed	18 357	18 365	18 168	16 865	16 492
	Determined	17 914	17 858	18 089	17 323	17 469
	Pending	3 794	4 311	4 571	4 170	3 090
Sundsvall	Filed	975	972	932	950	1 046
	Determined	951	1 062	954	931	1 058
	Pending	284	183	162	180	169
Umeå	Filed	1 633	1 915	1 828	1 974	1 988
	Determined	1 747	1 681	2 019	1 555	1 897
	Pending	169	393	188	604	669
Västerås	Filed	4 955	4 820	5 138	4 986	4 291
	Determined	4 892	4 698	5 012	5 129	4 509
	Pending	562	653	775	614	394

**Table 3.3**  
**Rent tribunals and tenancy tribunals**  
**Matters determined according to category 2017–2021**

	Year				
	2017	2018	2019	2020	2021
<b>Rent tribunals</b>					
Mediation or arbitration in tenancy disputes	621	664	655	602	593
Unprotected tenancies	28 170	27 281	27 971	26 520	26 408
Extension of tenancy agreements	2 922	2 977	2 864	2 982	3 020
Court order to perform work, extension of time for work	370	392	360	344	363
Amendment of tenancy terms	337	283	323	251	279
Mediation regarding security of tenure in non-residential property	4 427	4 255	4 546	4 200	4 070
Matters governed by the Rent Negotiation Act	2 690	377	420	518	436
Other matters	2 881	3 258	3 193	3 146	2 716
<b>Total</b>	<b>42 418</b>	<b>39 487</b>	<b>40 332</b>	<b>38 563</b>	<b>37 885</b>
<b>Tenancy tribunals</b>					
Agricultural leases	83	97	97	92	74
Residential leases	892	583	1 191	559	1 107
Other matters	449	472	729	647	478
<b>Total</b>	<b>1 424</b>	<b>1 152</b>	<b>2 017</b>	<b>1 298</b>	<b>1 659</b>

## Appendix: Performance of the time targets - results of individual courts

### District courts

#### Performance of the time targets set by the government 2019-2021

Court	Criminal cases excluding priority cases 75th percentile, target is 5 months			Civil cases excluding joint petitions for divorce 75th percentile, target is 7 months		
	2019	2020	2021	2019	2020	2021
Alingsås	3,9	4,5	5,6	6,3	7,6	8,7
Attunda	4,1	5,1	6,1	7,4	8,8	13,7
Blekinge	3,3	3,6	3,7	6,7	5,8	9,2
Borås	4,2	3,5	4,1	6,2	5,9	5,5
Eksjö	3,0	3,8	4,9	2,9	3,8	3,3
Eskilstuna	2,8	4	4,8	5,6	6,1	5,1
Falun	5,6	4,4	6,5	7,3	7,1	7,6
Gotland	3,8	4	3,5	6,1	8	8,4
Gällivare	3,5	4,3	5,1	6,5	6,7	4,3
Gävle	4,2	4,6	5,1	7,3	6,9	7,1
Göteborg	5,1	6,7	6,4	7,1	6,9	6,4
Halmstad	4,1	3,8	4	6,8	5,5	6,1
Haparanda	4,0	3	3,7	5,9	5,6	5,4
Helsingborg	3,6	4	4,2	6,0	6	4,9
Hudiksvall	4,0	3,4	3,3	7,1	6,3	6,6
Hässleholm	2,9	4	5,4	4,5	5,8	7,4
Jönköping	4,0	4,2	4,2	6,9	7	6,7
Kalmar	4,8	5,2	6,6	7,4	6,9	6,6
Kristianstad	3,2	3,7	4,6	5,7	6,5	6,7
Linköping	3,9	4,3	5,5	5,4	5,7	7,7
Luleå	5,5	5	3,9	7,1	7,8	6,8
Lund	2,9	2,6	2,9	6,7	7	5,7
Lycksele	2,1	1,7	2	3,1	2,2	3,7
Malmö	4,0	4,3	4,9	7,5	7,2	5,6
Mora	3,1	2,8	2,9	6,1	7,1	4,8
Nacka	6,5	5	4,5	7,5	8,2	7,3
Norrköping	3,7	5	3,8	5,6	5,9	5,4
Norrtilje	2,3	2,1	2,6	6,7	5,4	6
Nyköping	3,0	2,5	2,2	6,0	3,7	4,1
Skaraborgs	3,8	4,4	5	6,8	7,7	8,1
Skellefteå	3,1	4	4	7,0	8,7	6,8
Solna	3,1	2,6	3,2	6,7	7,3	7,3
Stockholm	4,4	2,7	2,1	6,5	5,7	4,4
Sundsvall	5,3	6,7	6,5	6,4	6,3	5,9
Södertälje	3,4	3,6	2,4	4,9	4,5	4,9
Södertörn	2,9	2,4	2,6	4,6	4,6	4,7
Uddevalla	4,7	4,5	13,1	6,5	8,1	9,8
Umeå	2,3	2,4	2,8	4,2	5	5,8
Uppsala	4,5	4,6	5,6	6,7	7	6,2
Varberg	4,4	5,6	6,3	7,1	7	6,8
Vänersborg	4,5	4,5	6,4	7,0	7,8	8
Värmland	4,5	5,5	6,2	6,8	7,9	8
Västmanland	3,6	2,8	2,8	5,8	7,3	6

Växjö	2,8	2,9	2,4	6,6	5,1	4,9
Ystad	4,0	4,8	5,4	6,0	7,4	7
Ångermanland	4,3	5,4	6,7	6,3	7,3	7
Örebro	3,8	5	6,3	6,9	8,3	6,9
Östersund	3,8	4,6	5	6,1	8	5,8
<b>Total</b>	<b>3,9</b>	<b>4</b>	<b>4,3</b>	<b>6,5</b>	<b>7</b>	<b>6,6</b>

## Courts of appeal

### Performance of the time targets set by the government 2019-2021

Courts	Criminal cases excluding priority cases 75th percentile, target is 5 months			Civil cases, time from filed case to decision delivered regarding leave to appeal 75th percentile, target is 2 months			Civil cases where leave to appeal has been granted 75th percentile, target is 10 months		
	2019	2020	2021	2019	2020	2021	2019	2020	2021
Göta Court of Appeal	6,9	6,9	7,6	1,9	1,8	1,7	9,9	10,2	9,5
Court of Appeal for Lower Norrland	7,9	9,4	10,2	2,3	3,2	3,3	12,7	14,5	20,4
Court of Appeal for Western Sweden	5,9	5	5,2	1,9	1,8	1,9	10,7	9,5	7,8
Court of Appeal for Upper Norrland	5,1	5,4	5,3	1,2	1,6	1,5	12,4	10,1	9,3
Court of Appeal for Skåne and Blekinge	5,4	5,2	5	1,7	1,6	2	8,5	8,1	8,9
Svea Court of Appeal	8,8	9,4	10,4	1,6	1,6	1,7	12,6	15,7	19
<b>Total</b>	<b>6,7</b>	<b>6,9</b>	<b>6,9</b>	<b>1,7</b>	<b>1,7</b>	<b>1,9</b>	<b>11,5</b>	<b>12,6</b>	<b>14,6</b>

## The Supreme Court

### Performance of the time targets set by the Supreme Court 2019-2021<sup>1</sup>

	90th percentile (months)			
	Target	Result		
		2019	2020	2021
Cases which have been given a decision about leave to appeal during given year	3,0	2,6	2,6	3,4
Cases determined which have been granted leave to appeal	18,0	14,7	17,2	15,3
Cases determined not requiring leave to appeal (extraordinary cases)	12,0	8,0	8,8	8,6

<sup>1</sup>Excluding priority cases (criminal cases involving a detained person or a defendant under 18 years of age)

## Administrative courts

### Performance of the time targets set by the government 2019-2021

Court	Total excluding priority and migration cases 75th percentile (months) Target is 6 months		
	2019	2020	2021
Falun	8,4	9,5	9,1
Gothenburg	7,8	6,8	7,9
Härnösand	13,3	15,1	12,7
Jönköping	8,3	9,3	9
Karlstad	7,1	7,3	6,4
Linköping	6,3	7,8	9,9
Luleå	7,3	8,1	5,1
Malmö	7,2	7,7	8,4
Stockholm	5,8	5,2	6,2
Umeå	9,1	7,9	5,6
Uppsala	9,2	10,3	11,9
Växjö	10,8	12,1	11,8
<b>Total</b>	<b>7,7</b>	<b>8,1</b>	<b>7,8</b>

## Administrative courts (migration cases)

### Performance of the time targets set by the government, migration cases 2019-2021

Court	Removal cases, unaccompanied minors 90th percentile Target is 2 months			Other removal cases 90th percentile Target is 4 months			Enforcement cases 90th percentile Target is 1 month			Other migration cases 90th percentile Target is 5 months		
	2019	2020	2021	2019	2020	2021	2019	2020	2021	2019	2020	2021
Gothenburg	5,0	4,7	4,2	23,8	27,9	31,2	1,8	1,6	1,2	10,2	16	16,3
Luleå	7,6	4,6	2,8	12,7	11,7	8,2	1,0	0,5	0,5	7,5	7,2	5,4
Malmö	12,7	3,6	4	18,1	20,3	17,6	0,7	0,7	0,7	5,8	3	3,2
Stockholm	2,9	4,5	5,2	10,9	5,9	7,7	0,8	0,7	0,7	4,0	2,7	2,8
<b>Total</b>	<b>5,0</b>	<b>4,6</b>	<b>4,2</b>	<b>20,8</b>	<b>22,8</b>	<b>20,1</b>	<b>1,0</b>	<b>0,9</b>	<b>0,9</b>	<b>6,7</b>	<b>4,4</b>	<b>5,2</b>

## Administrative Courts of Appeal

### Performance of the time targets set by the government 2019-2021

Total excluding priority and migration cases 75:e 75th percentile, Target is 6 months			
Administrative court of appeal	2019	2020	2021
Gothenburg	5,4	5,8	5,2
Jönköping	5,6	6,2	8
Stockholm	5,8	16,6	4,9
Sundsvall	4,9	6,9	8,2
<b>Total</b>	<b>5,4</b>	<b>8,7</b>	<b>5,8</b>

## Administrative Courts of Appeal (migration cases)

### Performance of the time targets set by the government 2019-2021

90th percentile (months)	Target	2019	2020	2021
Total migration cases	2,0	1,6	1,8	1,6

## The Supreme Administrative Court

### Performance of the time targets set by the Supreme Administrative Court 2019-2021

90th percentile (months)	Target	2019	2020	2021
Time to make a decision about leave to appeal	6,0	6,2	5	5,5

## Rent and tenancy tribunals

### Performance of the time targets set by the government 2019-2021

Rent and tenancy tribunal matters excluding premises waiver matters and commercial premises matters 75th percentile. Target is 4 months.			
Rent and tenancy tribunal	2019	2020	2021
Gothenburg	4,6	4,2	6,3
Jönköping	4,9	3,6	5,4
Linköping	3,1	2,7	3,4
Malmö	3,8	3,5	4,8
Stockholm	13,2	17,1	16,6
Sundsvall	3,3	2,9	3
Umeå	4,8	3,3	8,4
Västerås	4,7	5,8	4
<b>Total</b>	<b>5,1</b>	<b>6,3</b>	<b>10,7</b>