

# Court statistics 2016

## Official statistics of Sweden

---

## Content

Introduction.....	3
List of tables .....	4
Explanation of symbols .....	5
1. Cases and matters in the general courts.....	6
2. Cases at the general administrative courts.....	18
3. Matters dealt with at the Rent and Tenancy Tribunals.....	28

## Introduction

According to the Official Statistics Act (2001:99) official statistics must be made available to the general public and committees of enquiry and for research purposes. The Swedish National Courts Administration has been responsible for official statistics relating to the work of the courts since 2002. During the period 1993-2001 such statistics were produced by the Swedish National Council for Crime Prevention (BRÅ). In the early years, the provision of this statistical information was the responsibility of Statistics Sweden (SCB).

Court statistics comprise statistics for cases and matters at the general courts and general administrative courts as well as matters dealt with at the rent and tenancy tribunals. Since 2004, certain statistical information has also been published for individual courts.

## Contents of this publication

These statistics are divided into three chapters, each of which begins with a summary of the work of each court category. The first chapter presents statistics from the general courts, i.e. the district courts, the courts of appeal and the Supreme Court, whilst statistics from the general administrative courts, i.e., the administrative courts, administrative courts of appeal and the Supreme Administrative Court, are presented in the second chapter. The third chapter contains information about the rent and tenancy tribunals.

## Further legal statistics

In addition to the court statistics in this publication, further legal statistics are available from the Swedish National Council for Crime Prevention, the Prison and Probation Service and Statistics Sweden.

## List of tables

### 1. Cases and matters at the general courts

#### District courts

- 1.1 Filed, determined and pending, 2012-2016
- 1.2 Filed, determined and pending, 2016, individual district courts
- 1.3 Bankruptcy and judicial proceedings, 2012-2016
- 1.4 Family cases determined, 2012-2016
- 1.5 Civil cases, 2012-2016
- 1.6 Criminal cases, 2012-2016

#### Courts of appeal

- 1.7 Filed, determined and pending, 2012-2016
- 1.8 Filed, determined and pending, 2016, individual courts of appeal
- 1.9 Cases determined, 2012-2016
- 1.10 Frequency of amendments in civil and criminal cases in 2016

#### The Supreme Court

- 1.11 Cases filed, determined and pending, 2012-2016
- 1.12 Cases determined, 2016

### 2. Cases at the administrative courts

#### Administrative Courts

- 2.1 Cases filed, determined and pending, 2012-2016
- 2.2 Cases filed, determined and pending, 2016, individual administrative courts
- 2.3 Cases determined, 2012-2016

## **Administrative Courts of Appeal**

- 2.4 Cases filed, determined and pending, 2012-2016
- 2.5 Cases filed, determined and pending, 2016, individual administrative courts of appeal
- 2.6 Cases determined, 2012-2016

## **Supreme Administrative Court**

- 2.7 Cases filed, determined and pending, 2012-2016
- 2.8 Cases determined, 2012-2016

## **3. Matters in the Rent Tribunals and Tenancy Tribunals**

- 3.1 Matters filed, determined and pending, 2012-2016
- 3.2 Matters determined, by category, 2012-2016

## **Explanation of symbols**

- Nil
- .. No information available

# 1. Cases and matters in the general courts

## The work of the general courts

The general courts comprise the district court as the court of first instance, the court of appeal as the court of second instance and the Supreme Court as the court of third instance. At the beginning of 2016, there were forty-eight district courts and six courts of appeal.

### The District Courts

The principal task of the district courts is to adjudicate in criminal and civil cases.

Crime, in a legal sense, is an action that is punishable and the basic rules that apply to crimes are to be found in the Penal Code, which contains, for example, the rules applicable to crimes of violence and theft. Certain crimes, such as drug offences, tax crimes and traffic offences, are dealt with using special legislation.

The majority of disputes fall under either property law or family law. The former generally involve the inability of the parties to agree on the terms of a contract, e.g. in conjunction with a purchase where there is a dispute regarding the price agreed for a particular item, the lawful ownership of an object or liability for damages. A family law dispute could involve divorce proceedings, custody of children, child maintenance and paternity.

On 2 May 2011, five land and environment courts were established and located at five district courts. Previously, there were special property courts and environmental courts in these same district courts. The land and environment courts handle cases that were previously dealt with by the environmental courts, cases relating to the Planning and Building Act that were dealt with by the administrative courts and the government, and the majority of cases from the property courts. This means that the land and environment courts adjudicate in cases such as leasehold rights, environmentally hazardous activities, permits, compensation for expropriation, environmental damages, water operations etc. A Land and Environment Court of Appeal was also established, located at the Svea Court of Appeal, to handle appealed cases from the land and environment courts.

A number of matters are processed and determined by the district courts, such as distraint cases, which mainly consist of appeals against seizure orders, debt management and bankruptcies.

### Determination of cases and matters in the district court

At a main hearing in a crime case, the general rule is that the court should consist of one legally trained judge and three lay judges.

Law clerks also serve in the district courts and after a certain period of service they are usually appointed to adjudicate regularly in less complicated cases such as traffic offences.

At a main hearing in a civil case, the general rule is that the court should consist of three legally trained judges, although there are several exceptions to this. In certain family law cases, the court consists of one legally trained judge and three lay judges. The court could even consist of a single legally trained judge in those instances where the hearing takes the form of a simplified procedure, if the parties have granted their consent or if the case is of a less complicated nature.

Both civil and criminal cases can in certain instances be determined on the basis of documentary evidence, whereby the court acquaints itself with the documents and written evidence presented.

Whilst the majority of criminal cases are determined following a main hearing this applies to less than half the civil cases.

The district court also examines the question of compulsory powers in criminal cases, such as when a public prosecutor asks for a suspect to be remanded in custody. In a custody hearing the court decides whether the suspect will be detained or released.

As a rule, district court judgments can be appealed to a court of appeal.

### **The courts of appeal**

Cases filed at the courts of appeal are classified as civil cases, criminal cases or other cases. Other cases include appeals from the district courts as well as specific decisions taken before or during the hearing at the district court, e.g. remanding a defendant in custody or the replacement of a public defence counsel.

Leave to appeal is required for a court of appeal to examine a judgment or decision of a district court. It is also required for such appeals in civil cases. As regards criminal cases, leave to appeal is required in any appeal where the defendant has only been fined or has been acquitted, when the maximum punishment applicable to the crime is six months' imprisonment or when the appeal relates only to the part of the judgment dealing with compensation.

Leave to appeal may be granted only when the court of appeal is in doubt regarding the correctness of the judgment in the district court, if it is necessary for the court of appeal to determine whether the district court judgment is correct, if an appeal to a higher court constitutes a precedent, or if there are pressing reasons.

### **Case determination at the courts of appeal**

At the main hearing in a civil case, the general rule is that the court must comprise three legally trained judges. If the case to be examined has already been adjudicated by this number at the district court, the court must comprise at least four legally trained judges. In criminal cases the general rule is that the court must comprise three legally trained judges and two lay judges at the main hearing.

The majority of civil cases are determined in a court of appeal without a main hearing. The rules in the Code of Judicial Procedure state that a case can be determined without a main hearing if the matter can be examined satisfactorily and

the parties have requested that it be determined in this way. The court of appeal can also adjudicate in a criminal case without a main hearing, although the majority of criminal cases are determined after a main hearing.

### **The Supreme Court**

The Supreme Court examines cases that come to it on appeal from one of the six courts of appeal. The majority of cases require leave to appeal. The general rule is that leave is only granted if the judgment or decision of the Supreme Court could be an important precedent. Only a few per cent of the cases referred to the Supreme Court are granted leave to appeal. The Parliamentary Ombudsman (JO) and the Chancellor of Justice (JK) have the right to refer a case that is the subject of public prosecution to the Supreme Court, without leave to appeal.

The majority of cases are decided on the basis of documentation following a presentation, although oral hearings with the parties also take place.

### **Case determination at the Supreme Court**

Cases in the Supreme Court are decided by the Justices of the Supreme Court and when a case is to be examined, five or a maximum of seven justices are present. If the matter to be examined is of a less complicated nature only three justices take part. If the result conflicts with a previous ruling by this court then the matter must be referred to a plenum, which consists of all the justices, or to a 'small plenum', which consists of nine justices. The matter of leave to appeal is decided by one or three justices.



**Table 1.1**  
**District courts**  
**Cases filed, determined and pending 2012-2016**

	Year				
	2012	2013	2014	2015	2016
<b>Cases filed</b>					
FT cases <sup>1</sup>	22 952	21 790	21 199	19 706	18 982
Joint petitions <sup>2</sup>	22 953	23 381	22 497	21 608	21 486
Other family cases	17 149	18 184	17 779	18 021	18 401
Other civil cases	25 160	25 287	24 783	22 452	22 078
Total civil cases	88 214	88 642	86 258	81 787	80 947
Other criminal cases	39 455	37 824	38 187	38 500	39 762
Criminal cases involving fines	10 166	8 428	6 046	5 286	4 536
Financial crimes	1 611	1 498	1 691	1 422	1 489
Crimes against persons/crimes committed against persons	22 677	22 728	23 096	23 652	24 285
Crime against property	15 914	15 065	14 679	13 984	13 791
Total criminal cases	89 823	85 543	83 699	82 844	83 863
Environmental cases	2 323	2 276	2 475	2 640	3 396
Property cases	1 071	1 145	1 212	1 185	1 126
Cases relating to the Planning and Building Act	2 079	2 432	1 894	1 952	2 374
Total	183 510	180 038	175 538	170 408	171 706
<b>Cases determined</b>					
FT cases <sup>1</sup>	22 472	22 178	21 595	20 142	18 876
Joint petitions <sup>2</sup>	21 929	23 412	22 718	21 799	21 352
Other family cases	16 840	18 158	18 519	18 352	18 132
Other civil cases	25 276	25 743	26 292	24 146	22 139
Total civil cases	86 517	89 491	89 124	84 439	80 499
Other criminal cases	39 690	37 765	38 125	38 597	38 831
Criminal cases involving fines	11 192	8 487	6 760	5 536	4 707
Financial crimes	1 678	1 667	1 742	1 481	1 538
Crimes against persons/crimes committed against persons	22 467	23 023	22 495	23 780	23 658
Crime against property	15 705	15 141	14 765	14 154	13 603
Total criminal cases	90 732	86 083	83 887	83 548	82 337
Environmental cases	2 335	2 285	2 502	2 595	3 322
Property cases	1 094	1 072	1 311	1 228	1 137
Cases relating to the Planning and Building Act	2 034	2 279	2 047	2 078	2 105
Total	182 712	181 210	178 871	173 888	169 400
<b>Cases pending</b>					
FT cases <sup>1</sup>	6 059	5 569	5 108	4 622	4 663
Joint petitions <sup>2</sup>	9 543	9 317	8 907	8 560	8 535
Other family cases	11 128	11 291	10 716	10 515	10 897
Other civil cases	14 406	14 015	12 573	10 941	10 952
Total civil cases	41 136	40 192	37 304	34 638	35 047
Other criminal cases	12 052	11 995	11 900	11 706	12 580
Criminal cases involving fines	2 556	2 462	1 725	1 463	1 268
Financial crimes	1 212	1 047	993	933	892
Crimes against persons/crimes committed against persons	9 426	9 114	9 721	9 613	10 258
Crime against property	5 444	5 349	5 243	5 059	5 218
Total criminal cases	30 690	29 967	29 582	28 774	30 216
Environmental cases	1 670	1 668	1 649	1 699	1 770
Property cases	754	826	728	685	674
Cases relating to the Planning and Building Act	738	891	741	617	887
Total	74 988	73 544	70 004	66 413	68 594

<sup>1</sup>Civil cases where the amount claimed does not exceed half a base amount and where the case is always determined by a single judge.

<sup>2</sup> For divorce and custody of children.

**Table 1.2**  
**Cases filed, determined and pending in 2016, individual district courts**

District court	FT cases	Joint petitions	Other family cases	Other civil cases	Criminal cases	Property cases	Environmental cases	Cases relating to the Planning and Building Act
<b>Alingsås</b>								
Filed	162	274	175	155	845	-	-	-
Determined	164	285	180	166	790	-	-	-
Pending	33	121	108	72	368	-	-	-
<b>Attunda</b>								
Filed	1 502	1 099	791	1 200	3 372	-	-	-
Determined	1 481	1 127	739	1 236	3 257	-	-	-
Pending	481	469	565	633	1 488	-	-	-
<b>Blekinge</b>								
Filed	267	295	222	429	1 044	-	-	-
Determined	299	277	253	334	1 068	-	-	-
Pending	81	127	121	268	320	-	-	-
<b>Borås</b>								
Filed	349	369	354	317	1 438	-	-	-
Determined	342	378	312	337	1 417	-	-	-
Pending	79	163	267	173	582	-	-	-
<b>Eksjö</b>								
Filed	129	205	184	112	795	-	-	-
Determined	132	185	178	128	768	-	-	-
Pending	20	95	89	31	219	-	-	-
<b>Eskilstuna</b>								
Filed	243	349	342	266	1 547	-	-	-
Determined	242	310	317	270	1 588	-	-	-
Pending	58	152	201	126	460	-	-	-
<b>Falu</b>								
Filed	310	436	367	325	1 628	-	-	-
Determined	313	424	399	316	1 493	-	-	-
Pending	83	177	233	169	750	-	-	-
<b>Gotlands</b>								
Filed	74	112	80	91	506	-	-	-
Determined	76	111	88	98	519	-	-	-
Pending	16	36	51	44	184	-	-	-
<b>Gällivare</b>								
Filed	68	79	57	75	333	-	-	-
Determined	56	86	58	72	318	-	-	-
Pending	23	27	35	36	122	-	-	-
<b>Gävle</b>								
Filed	271	350	320	268	1 230	-	-	-
Determined	275	352	351	268	1 244	-	-	-
Pending	71	142	156	112	365	-	-	-
<b>Gothenburg</b>								
Filed	1 545	1 545	1 651	1 819	6 037	-	-	-
Determined	1 529	1 547	1 630	1 963	5 902	-	-	-
Pending	413	626	949	739	2 418	-	-	-
<b>Halmstads</b>								
Filed	243	289	246	261	1 197	-	-	-
Determined	230	308	233	263	1 137	-	-	-
Pending	69	86	137	143	364	-	-	-
<b>Haparanda</b>								
Filed	88	62	79	82	375	-	-	-
Determined	101	65	61	75	361	-	-	-
Pending	19	23	54	56	134	-	-	-
<b>Helsingborgs</b>								
Filed	707	673	599	778	2 521	-	-	-
Determined	713	678	547	776	2 556	-	-	-
Pending	127	270	357	314	751	-	-	-
<b>Hudiksvalls</b>								
Filed	214	249	226	147	998	-	-	-
Determined	208	247	223	147	1 009	-	-	-
Pending	66	106	135	80	329	-	-	-
<b>Hässelholms</b>								
Filed	137	153	98	107	508	-	-	-
Determined	129	151	100	105	495	-	-	-
Pending	23	67	67	34	137	-	-	-

Table 1.2 (Cont'd.)

**Cases filed, determined and pending in 2016, individual district courts**

District court	FT cases	Joint petitions	Other family cases	Other civil cases	Criminal cases	Property cases	Environmental cases	Cases relating to the Planning and Building Act
<b>Jönköpings</b>								
Filed	258	427	306	308	1 914	-	-	-
Determined	280	436	318	323	1 831	-	-	-
Pending	59	160	172	112	550	-	-	-
<b>Kalmar</b>								
Filed	343	470	359	319	1 366	-	-	-
Determined	337	451	353	320	1 392	-	-	-
Pending	99	181	201	219	461	-	-	-
<b>Kristianstads</b>								
Filed	195	233	213	178	1 004	-	-	-
Determined	219	241	207	161	1 034	-	-	-
Pending	46	95	135	75	312	-	-	-
<b>Linköpings</b>								
Filed	333	509	403	320	1 509	-	-	-
Determined	317	484	379	321	1 450	-	-	-
Pending	71	207	223	131	483	-	-	-
<b>Luleå</b>								
Filed	276	325	166	211	1 340	-	-	-
Determined	279	320	214	234	1 305	-	-	-
Pending	86	124	92	126	536	-	-	-
<b>Lunds</b>								
Filed	564	697	453	633	2 446	-	-	-
Determined	546	708	432	658	2 522	-	-	-
Pending	148	264	317	255	791	-	-	-
<b>Lycksele</b>								
Filed	53	57	50	38	301	-	-	-
Determined	51	47	59	39	271	-	-	-
Pending	6	29	15	7	83	-	-	-
<b>Malmö</b>								
Filed	844	973	885	1 060	4 195	-	-	-
Determined	872	1 005	894	1 081	4 061	-	-	-
Pending	185	346	594	472	1 922	-	-	-
<b>Mora</b>								
Filed	112	120	95	135	598	-	-	-
Determined	110	118	79	138	571	-	-	-
Pending	24	45	54	47	179	-	-	-
<b>Nacka</b>								
Filed	353	485	286	587	1 288	383	961	791
Determined	339	461	294	551	1 308	407	931	729
Pending	74	204	167	290	446	212	448	285
<b>Norrköpings</b>								
Filed	271	393	310	275	1 174	-	-	-
Determined	272	374	326	278	1 189	-	-	-
Pending	58	160	173	94	367	-	-	-
<b>Norrälje</b>								
Filed	118	114	108	158	666	-	-	-
Determined	131	102	104	179	639	-	-	-
Pending	18	40	63	63	157	-	-	-
<b>Nyköpings</b>								
Filed	254	292	330	266	1 500	-	-	-
Determined	238	311	334	266	1 460	-	-	-
Pending	48	107	148	87	342	-	-	-
<b>Skaraborgs</b>								
Filed	362	463	435	332	1 729	-	-	-
Determined	365	440	437	336	1 532	-	-	-
Pending	72	185	228	144	615	-	-	-
<b>Skellefteå</b>								
Filed	96	138	136	64	610	-	-	-
Determined	79	134	141	60	589	-	-	-
Pending	40	62	60	38	179	-	-	-
<b>Solna</b>								
Filed	1 050	988	1 165	1 265	3 319	-	-	-
Determined	1 100	998	1 230	1 280	3 246	-	-	-
Pending	210	410	606	570	1 289	-	-	-

Table 1.2 (Cont'd.)

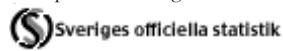
**Cases filed, determined and pending in 2016, individual district courts**

District court	FT cases	Joint petitions	Other family cases	Other civil cases	Criminal cases	Property cases	Environmental cases	Cases relating to the Planning and Building Act
<b>Stockholms</b>								
Filed	1 306	1 094	801	2 989	6 319	-	-	-
Determined	1 253	1 066	790	2 794	6 026	-	-	-
Pending	353	320	462	2 363	2 572	-	-	-
<b>Sundsvalls</b>								
Filed	204	267	198	226	1 004	-	-	-
Determined	202	272	198	222	1 013	-	-	-
Pending	59	116	133	105	422	-	-	-
<b>Södertälje</b>								
Filed	298	301	258	339	1 206	-	-	-
Determined	326	311	264	371	1 220	-	-	-
Pending	42	118	161	103	330	-	-	-
<b>Södertörns</b>								
Filed	1 526	1 691	1 512	1 899	6 859	-	-	-
Determined	1 473	1 655	1 473	1 916	6 926	-	-	-
Pending	347	665	934	714	2 088	-	-	-
<b>Uddevalla</b>								
Filed	267	308	270	371	1 172	-	-	-
Determined	237	313	250	360	1 181	-	-	-
Pending	104	135	155	195	465	-	-	-
<b>Umeå</b>								
Filed	143	244	204	157	1 115	132	217	87
Determined	137	257	199	166	1 140	105	214	73
Pending	39	112	114	69	333	110	192	36
<b>Uppsala</b>								
Filed	581	730	651	681	2 933	-	-	-
Determined	583	729	647	706	2 925	-	-	-
Pending	126	321	376	253	1 103	-	-	-
<b>Varbergs</b>								
Filed	244	336	186	309	1 181	-	-	-
Determined	215	349	180	290	1 119	-	-	-
Pending	75	125	115	145	410	-	-	-
<b>Vänersborgs</b>								
Filed	245	315	293	229	1 205	246	799	651
Determined	248	267	285	221	1 147	271	718	542
Pending	60	147	144	102	519	113	405	253
<b>Värmlands</b>								
Filed	410	538	440	396	2 118	-	-	-
Determined	404	527	386	374	1 944	-	-	-
Pending	94	221	272	227	863	-	-	-
<b>Västmanlands</b>								
Filed	471	637	550	494	2 343	-	-	-
Determined	483	603	537	546	2 405	-	-	-
Pending	167	284	353	232	844	-	-	-
<b>Växjö</b>								
Filed	263	360	346	284	1 245	260	1 104	729
Determined	273	393	304	279	1 228	228	1 176	643
Pending	29	126	211	131	404	169	550	273
<b>Ystads</b>								
Filed	325	365	250	318	1 163	-	-	-
Determined	323	352	228	344	1 163	-	-	-
Pending	64	138	163	132	422	-	-	-
<b>Ängermanlands</b>								
Filed	194	222	200	179	1 035	-	-	-
Determined	203	230	179	170	1 001	-	-	-
Pending	39	90	119	91	306	-	-	-
<b>Örebro</b>								
Filed	507	639	576	459	2 564	-	-	-
Determined	482	645	567	423	2 560	-	-	-
Pending	115	239	308	245	996	-	-	-
<b>Östersunds</b>								
Filed	207	216	175	167	1 068	105	314	116
Determined	209	222	175	178	1 017	126	283	118
Pending	44	72	104	85	436	70	174	40

**Table 1.3**  
**District courts**  
**Bankruptcies and court matters 2012-2016**

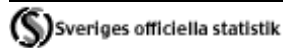
	Year				
	2012	2013	2014	2015	2016
<b>Bankruptcy applications</b>					
Filed	11 324	11 217	10 292	9 629	9 058
<b>Bankruptcies</b>					
Concluded <sup>1</sup>	7 001	7 923	7 922	8 089	7 185
<b>Court matters</b>					
Filed	41 800	43 885	44 360	44 764	45 473
Determined	44 226	43 194	44 513	44 482	44 993
Pending	9 074	9 661	9 455	9 706	10 194

<sup>1</sup>Bankruptcies concluded due to dismissal or rescission of a bankruptcy judgment or a decision that results in a composition arrangement.



**Table 1.4**  
**District courts**  
**Civil cases determined according to family law 2012-2016**

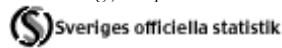
	Year				
	2012	2013	2014	2015	2016
Joint petitions for divorce	21 653	23 109	22 441	21 575	21 105
of which dismissed	1 831	1 942	1 895	1 772	1 632
Divorce petitions	8 823	9 449	9 603	9 066	9 080
of which dismissed	1 830	1 752	1 816	1 627	1 635
Paternity cases	1 209	1 318	1 347	1 224	1 178
of which dismissed	97	104	90	93	88
Petitions for custody of children	5 109	5 585	5 783	6 296	6 088
of which dismissed	906	963	1 009	889	873



**Table 1.5**  
**District courts**  
**Civil cases<sup>1</sup> 2012-2016**

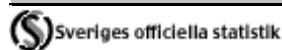
	Year				
	2012	2013	2014	2015	2016
Percentage of cases determined following a hearing (%)	33	33	30	32	31
Percentage of cases determined on a collegial basis (%)	1.9	1.9	1.8	1.7	1.4
Percentage of cases determined by judges and lay judges (%)	2.3	2.4	2.5	2.7	2.7
Percentage of cases where the hearing time exceeds six hours (%)	2.6	2.9	2.3	3.2	3.2
Percentage of cases where the hearing time exceeds twelve hours (%)	0.6	0.8	0.6	0.8	0.8
Average hearing time in cases determined after a hearing (hours per case)	2.18	2.33	2.44	2.57	2.63
Average hearing time for all cases (hours per case)	0.73	0.77	0.67	0.79	0.81
Percentage of cases determined through a judgment (%)	41.2	43.5	43.3	44.3	44.5
Percentage of cases determined by default (%)	20.8	19.8	21	19.4	18.9
Percentage of cases determined through dismissal (%)	30.3	29.1	26.3	24	22.3
Percentage of cases determined in a different manner (%)	7.7	7.6	9.4	12.3	14.4

<sup>1</sup> Excluding joint petitions for divorce and child custody.



**Table 1.6**  
**District courts**  
**Criminal cases 2012-2016**

	Year				
	2012	2013	2014	2015	2016
Percentage of cases determined by judges and lay judges (%)	56.2	54.6	52.9	52.6	50.4
Percentage of cases with more than one defendant that were determined through a judgment (%)	8.2	8.1	8.1	8.2	7.8
Average number of defendants in cases determined through a judgment	1.13	1.12	1.00	1.10	1.11
Percentage of cases with a remand hearing (%)	8.8	8.9	9.1	8.8	8.6
Percentage of cases where the hearing time exceeds six hours (%)	6.6	7.1	6.4	7.3	7.4
Percentage of cases where the hearing time exceeds twelve hours (%)	2.0	2.2	1.9	2.1	2.4
Average time in cases decided following a hearing (hours per case)	2.00	2.11	1.91	2.13	2.23
Average hearing time for all cases (hours per case)	1.20	1.22	1.21	1.18	1.19
Percentage of cases determined through a judgment (%)	75.2	72.3	70.0	69.2	66.6
Percentage of cases determined through dismissal (%)	15.5	18.3	20.3	21.5	23.7
Percentage of cases determined in a different manner (%)	9.3	9.4	9.7	9.3	9.7




**Table 1.7**  
**Courts of appeal**  
**Cases filed, determined and pending 2012-2016**

	Year				
	2012	2013	2014	2015	2016
<b>Cases filed</b>					
Criminal cases	9 344	9 204	8 823	8 781	8 690
Civil cases	2 824	2 945	2 821	2 772	2 653
Other cases	11 476	11 707	12 491	11 858	11 843
Environmental cases	786	780	834	914	871
Property cases	279	289	316	320	273
Cases relating to the Planning and Building Act	750	902	870	901	819
<b>Total</b>	<b>25 459</b>	<b>25 827</b>	<b>26 155</b>	<b>25 546</b>	<b>25 149</b>
<b>Cases determined</b>					
Criminal cases	9 228	9 209	9 126	9 066	8 782
Civil cases	2 805	2 831	2 996	2 821	2 721
Other cases	11 392	11 625	12 589	11 749	12 034
Environmental cases	772	782	816	840	903
Property cases	281	287	314	348	295
Cases relating to the Planning and Building Act	684	888	887	878	793
<b>Total</b>	<b>25 162</b>	<b>25 622</b>	<b>26 728</b>	<b>25 702</b>	<b>25 528</b>
<b>Cases pending</b>					
Criminal cases	3 318	3 307	2 993	2 691	2 578
Civil cases	946	1 052	870	825	757
Other cases	1 258	1 348	1 278	1 393	1 209
Environmental cases	182	180	195	269	237
Property cases	76	77	78	86	64
Cases relating to the Planning and Building Act	149	164	148	172	198
<b>Total</b>	<b>5 929</b>	<b>6 128</b>	<b>5 562</b>	<b>5 436</b>	<b>5 043</b>


**Table 1.8**  
**Cases filed, determined and pending in 2016, individual courts of appeal**

Court of appeal	Criminal cases	Civil cases	Other cases	Environmental cases	Property cases	Cases relating to the Planning and Building Act	Total
<b>Svea Court of Appeal</b>							
Cases filed	3 358	1 136	5 037	871	273	819	11 494
Cases determined	3 309	1 142	4 992	903	295	793	11 434
Cases pending	1 132	343	546	237	64	198	2 520
<b>Göta Court of Appeal</b>							
Cases filed	1 325	375	1 750	-	-	-	3 450
Cases determined	1 325	371	1 939	-	-	-	3 635
Cases pending	358	94	157	-	-	-	609
<b>Court of Appeal for Skåne and Blekinge</b>							
Cases filed	1 283	356	1 664	-	-	-	3 303
Cases determined	1 370	378	1 665	-	-	-	3 413
Cases pending	367	99	172	-	-	-	638
<b>Court of Appeal for Western Sweden</b>							
Cases filed	1 650	491	2 173	-	-	-	4 314
Cases determined	1 736	512	2 145	-	-	-	4 393
Cases pending	419	141	185	-	-	-	745
<b>Court of Appeal for Lower Norrland</b>							
Cases filed	551	169	735	-	-	-	1 455
Cases determined	549	183	772	-	-	-	1 504
Cases pending	168	48	109	-	-	-	325
<b>Court of Appeal for Upper Norrland</b>							
Cases filed	523	126	484	-	-	-	1 133
Cases determined	493	135	521	-	-	-	1 149
Cases pending	134	32	40	-	-	-	206

 Sveriges officiella statistik

**Table 1.9**  
**Courts of appeal**  
**Cases determined 2012-2016**


	Year				
	2012	2013	2014	2015	2016
<b>Criminal cases</b>					
Percentage of cases determined by judges and lay judges (%)	62.4	60.6	59.8	60.6	57
Percentage of cases determined following a main hearing (%)	61.7	60.2	59	59.3	56.6
Average hearing time in cases determined following a hearing (hours per case)	4.04	4.14	4.59	4.38	4.64
<b>Civil cases</b>					
Percentage of cases determined by judges and lay judges (%)	4.3	3.7	4.3	3.6	4.4
Percentage of cases determined following a main hearing (%)	13.5	12.8	14.5	14	14.2
Average hearing time in cases determined following a hearing (hours per case)	6.74	7.68	6.80	6.59	8.00
<b>Environmental cases</b>					
Percentage of cases decided following a main hearing (%)	2.9	1.5	2.2	2	1.8
<b>Property cases</b>					
Percentage of cases determined following a main hearing (%)	4.3	1.4	0.3	0.3	0.3

 Sveriges officiella statistik




**Table 1.10**  
**Courts of appeal**  
**Frequency of amendment in civil and criminal cases 2016**

	Number of determined cases	of which amended	
		number	percentage
<b>Criminal cases</b>	8 776	3 404	38.8%
<b>Civil cases</b>	2 721	587	21.6%
<b>Judgment in criminal cases appealed to the court of appeal by the</b>			
Defendant	6 098	1 848	30.3%
Public prosecutor	719	446	62.0%
Public prosecutor and defendant	943	518	54.9%
Other	1 016	592	58.3%
<b>Total</b>	<b>8 776</b>	<b>3 404</b>	<b>38.8%</b>

 Sveriges officiella statistik


**Table 1.11**  
**The Supreme Court**  
**Cases filed, determined and pending 2012-2016**

	Year				
	2012	2013	2014	2015	2016
Filed	5 709	6 406	6 215	6 293	6 071
Determined	5 893	6 090	6 447	6 675	6 358
Cases in which leave to appeal is granted	152	158	120	103	117
Cases in which leave to appeal is not granted	4 897	4 966	5 344	5 428	5 121
Cases not requiring leave to appeal	844	966	983	1 144	1 120
Pending at the end of the year	1 430	1 742	1 506	1 122	833

 Sveriges officiella statistik

**Table 1.12**  
**The Supreme Court**  
**Cases determined 2016**

	Criminal cases	Civil Cases	Other cases	Total
Cases in which leave to appeal is granted	32	36	49	117
Cases in which leave to appeal is not granted	1 706	315	3 100	5 121
Cases not requiring leave to appeal	56	18	1 046	1 120
<b>Total</b>	<b>1 794</b>	<b>369</b>	<b>4 195</b>	<b>6 358</b>

 Sveriges officiella statistik

## 2. Cases at the general administrative courts

### The work of the general administrative courts

The administrative courts handle cases relating to disputes between individuals and public authorities and are arranged under a three-tier system. The first court tier is the administrative court, the second is the administrative court of appeal, and the third and highest is the Supreme Administrative Court. There are twelve administrative courts and four administrative courts of appeal. On 15 February 2010, the former 23 County Administrative Courts were reorganized to 12 Administrative Courts. At the administrative courts in Stockholm, Gothenburg, Malmö and Luleå, there are migration courts that hear alien and citizenship cases as the court of first instance, whilst the Migration Court of Appeal is attached to the Administrative Court of Appeal in Stockholm and is the highest instance for such cases.

### The administrative courts

The administrative courts hear appeals against decisions by an administrative authority or decisions submitted to it by such an authority. They are staffed by judges, law clerks, officials who present the cases and administrative staff. At these courts, lay judges often take part in the judicial process.

Tax cases are among the case categories handled by administrative courts following referral when a decision by the tax authorities is appealed. The decisions in question could refer to income assessment or value-added tax.

Certain decisions by a municipal social welfare committee, such as decisions regarding income support, can be appealed to an administrative court. These are shown under the heading 'Cases involving the Social Services Act'.

Social insurance cases involve appeals against decisions by the Social Insurance Agency on matters such as the right to compensation for occupational injuries, sickness benefit, parental payments or car subsidies for the disabled.

In cases that fall under the Care of Young Persons Act (LVU), the court examines whether children or young persons up to eighteen years of age, in certain cases twenty, can be made subject to a compulsory care and protection order outside their parental home.

In cases covered by Compulsory Care for Substance Abusers Act (LVM), the court must decide, following an application from the social welfare committee, whether such individuals should receive medical treatment for their abuse even if they withhold consent.

The administrative courts also examine issues relating to compulsory psychiatric care and in other psychiatric care cases. The court must decide whether a person is in need of such care, whether a term of compulsory psychiatric care should be extended or whether forensic psychiatric care should be terminated. In such cases the senior consultant involved makes an application to the administrative court, which can also examine various issues following an appeal by the patient.

This could, for example, involve deciding whether compulsory care should be stopped or whether a patient should be allowed a period of leave outside the treatment unit.

Administrative courts also handle cases relating to public procurement (LOU) and the Utilities Procurement Act (LUF). LUF regulates procurement for entities operating in the water, energy, transport and postal services sectors.

Migration cases involve appeals against decisions mainly made by the Migration Board and could relate to asylum, e.g. a residence permit for a refugee, or Swedish citizenship.

Other cases at the administrative court may relate to the Animal Welfare Act, licences to serve alcoholic beverages and testing the legality of the Local Government Act. Since Sweden joined the EU, cases involving EU legislation also arise. Mention can be made, for example, of cases relating to certain agricultural subsidies.

### **Case determination at the administrative courts**

In accordance with the general rule at an administrative court, a legally trained judge and three lay judges adjudicate. In certain matters falling under the Local Government Act two special members participate whilst in property assessment cases a member who has valuation skills may take part. A large number of cases are also determined by a single judge.

Law clerks also serve in the administrative courts and after a certain period of service they are usually appointed to adjudicate regularly in less complicated cases concerning for example driving licenses.

As a rule, proceedings are in writing although they may include an oral hearing if it can be assumed to be of benefit to the enquiry or could expedite a decision in the case. If an individual party who is presenting the case requests an oral hearing, this should be granted unless it is deemed unnecessary. In certain cases, e.g., the provision of care for young people or substance abusers, an oral hearing takes place unless it is clearly unnecessary. If, in such cases, an individual party requests such a hearing it should always be granted.

If the plaintiffs are dissatisfied they can lodge an appeal with an administrative court of appeal.

### **The administrative courts of appeal**

The administrative courts of appeal examine cases appealed from the administrative courts.

Many cases require the administrative court of appeal to grant leave to appeal for the appeal to be heard. It may be granted only if it is of importance in guiding the application of the law (precedent) or if there are pressing reasons to hear an appeal (extraordinary leave). Regarding alien and citizenship cases certain rules are applied.

The administrative court of appeal is the first instance in what are termed secrecy cases, which relate to the right to view the contents of a public document.

### **Case determination at the administrative courts of appeal**

In accordance with the general rule three legally trained judges adjudicate at the administrative court of appeal. In certain cases they are joined by two lay judges or special members. The question of leave to appeal is decided by two legally trained judges if their decision is unanimous, or by three if it is not.

As a rule, proceedings are in writing. An oral hearing may be included in the proceedings if it can be assumed to be of benefit to the inquiry or if it could expedite the hearing of the case. If an individual party to the case requests an oral hearing, this should be granted unless it is deemed unnecessary. In certain cases, e.g. the provision of care for young people or substance abusers, an oral hearing is held unless it is clearly unnecessary. If, in such cases, an individual party requests such a hearing it should always be granted.

### **The Supreme Administrative Court**

This is the highest general administrative court and examines cases appealed from one of the four administrative courts of appeal. It also examines appeals from the Council for Advance Tax Rulings and the Patent Appeals Board. The majority of appeals at this level require leave to appeal, which is granted only if it could be of importance as a precedent, i.e. provides guidance on how other similar cases are to be determined, or if there are pressing reasons to do so. Only a small percentage of the cases referred to the Supreme Administrative Court of Appeal are granted leave to appeal. The Chancellor of Justice (JK) and the Parliamentary Ombudsman (JO) do not require this in cases of a disciplinary offence or revocation or restriction of the right to work as a doctor or other medical professional within the healthcare system. Nor does the Chancellor of Justice require leave to appeal in cases concerning the law of collection of debts.

The members of this court are called justices and when the facts of a case are to be examined five justices usually take part. The case may also be determined by the court in a full plenary session. Questions regarding leave to appeal are generally decided by one up to three justices.

Proceedings are as a rule in writing and an oral hearing may be included if it can be assumed to be of benefit to the inquiry or if it could expedite the hearing of the case.

**Table 2.1**  
**Administrative courts**  
**Cases filed, determined and pending 2012-2016**

	Year				
	2012	2013	2014	2015	2016
<b>Cases filed</b>					
Tax cases	14 841	15 960	14 663	12 812	11 792
Congestion charge cases	229	357	489	239	476
Social insurance cases	16 593	12 075	13 881	11 355	11 895
Cases relating to the Social Services Act	24 399	26 098	25 086	24 205	24 630
Psychiatric care cases	13 215	12 959	13 790	14 068	13 987
LVU cases	3 605	3 688	4 046	4 367	4 490
LVM cases	1 139	1 236	1 421	1 451	1 402
LOU cases	3 262	3 200	3 502	2 973	4 188
Quantitative cases <sup>1</sup>	9 283	9 550	10 578	9 705	9 095
Migration cases	25 771	26 385	27 023	25 806	39 929
Other cases	17 045	20 749	18 545	20 650	21 998
<b>Total</b>	<b>129 382</b>	<b>132 257</b>	<b>133 024</b>	<b>127 631</b>	<b>143 882</b>
<b>Cases determined</b>					
Tax cases	13 537	14 253	17 016	15 497	12 672
Congestion charge cases	278	264	616	228	446
Social insurance cases	21 611	14 941	14 029	11 269	12 813
Cases relating to the Social Services Act	24 662	25 687	25 975	25 470	23 049
Psychiatric care cases	13 242	12 942	13 836	14 034	13 881
LVU cases	3 544	3 761	4 074	4 262	4 400
LVM cases	1 126	1 222	1 422	1 462	1 391
LOU cases	3 038	3 295	3 565	2 868	3 716
Quantitative cases <sup>1</sup>	9 008	9 846	9 298	10 293	9 981
Migration cases	28 760	25 539	27 737	27 371	31 313
Other cases	18 647	20 573	19 238	20 199	20 799
<b>Total</b>	<b>137 453</b>	<b>132 323</b>	<b>136 806</b>	<b>132 953</b>	<b>134 461</b>
<b>Cases pending</b>					
Tax cases	9 424	11 219	9 026	6 412	5 571
Congestion charge cases	59	152	26	37	66
Social insurance cases	9 745	6 878	6 738	6 816	5 904
Cases relating to the Social Services Act	6 700	7 108	6 224	4 959	6 540
Psychiatric care cases	281	293	236	253	359
LVU cases	571	501	473	575	661
LVM cases	51	64	62	51	63
LOU cases	739	649	594	705	1 177
Quantitative cases <sup>1</sup>	2 354	2 063	3 345	2 764	1 877
Migration cases	4 884	5 752	5 059	3 517	12 139
Other cases	7 642	7 863	7 207	7 671	8 872
<b>Total</b>	<b>42 450</b>	<b>42 542</b>	<b>38 990</b>	<b>33 760</b>	<b>43 229</b>

<sup>1</sup> Quantitative cases: real estate assessment, national registration, correctional treatment, driving licence and study allowances.

Table 2.2


**Cases filed, determined and pending in 2016 administrative courts**

Administrative courts	Tax cases	Congesti on charge cases	Social insurance cases	Cases relating to the Social Services Act	Psychiatric care cases	LVU cases	LVM cases	LOU cases	Quantitative cases <sup>1</sup>	Migration cases	Other cases
<b>Falun</b>											
Filed	386	6	555	1 140	754	332	145	522	464	-	1 368
Determined	732	6	420	1 110	746	310	138	515	629	-	1 360
Pending	267	1	521	341	26	55	10	63	127	-	797
<b>Gothenburg</b>											
Filed	1 618	86	1 333	3 690	2 193	735	255	466	1 184	12 152	2 489
Determined	1 578	88	1 324	3 366	2 189	704	251	426	1 260	8 888	2 158
Pending	643	8	862	794	53	104	14	108	216	4 196	1 044
<b>Härnösand</b>											
Filed	236	2	551	651	916	182	60	103	541	-	1 244
Determined	289	2	499	550	907	179	58	90	564	-	1 314
Pending	176	-	324	291	14	19	2	29	173	-	562
<b>Jönköping</b>											
Filed	563	25	564	1 305	1 047	404	93	115	704	-	1 477
Determined	545	21	664	1 154	1 036	388	96	117	712	-	1 384
Pending	318	8	440	463	24	81	2	29	156	-	667
<b>Karlstad</b>											
Filed	366	12	454	1 618	576	325	99	267	652	-	1 470
Determined	357	14	400	1 401	565	307	98	284	675	-	1 367
Pending	187	-	271	638	15	59	3	41	147	-	549
<b>Linköping</b>											
Filed	1 552	18	546	1 761	1 462	341	139	401	792	-	1 737
Determined	1 989	16	813	1 753	1 478	343	142	409	832	-	1 671
Pending	462	4	310	347	19	39	3	37	172	-	777
<b>Luleå</b>											
Filed	589	-	292	267	578	100	32	121	214	3 124	520
Determined	607	-	325	276	574	102	33	99	215	2 511	520
Pending	154	-	105	49	8	6	-	41	28	937	142
<b>Malmö</b>											
Filed	1 621	15	1 193	4 417	1 593	562	147	1 109	1 304	9 446	2 297
Determined	1 731	13	1 304	4 086	1 561	561	139	697	1 482	7 154	2 134
Pending	720	3	506	1 309	51	83	12	568	174	3 473	782
<b>Stockholm</b>											
Filed	3 771	278	5 060	6 607	2 234	710	164	622	1 868	15 206	6 698
Determined	3 857	270	5 703	6 320	2 199	705	169	607	2 017	12 759	6 385
Pending	1 728	21	1 595	1 436	93	104	5	185	226	3 533	2 389
<b>Umeå</b>											
Filed	143	3	327	400	482	120	36	63	244	-	518
Determined	168	3	378	411	483	115	38	65	305	-	501
Pending	45	-	134	76	5	18	-	9	39	-	171
<b>Uppsala</b>											
Filed	496	24	562	1 827	1 328	323	148	172	707	1	1 227
Determined	438	9	371	1 783	1 323	336	147	155	835	1	1 129
Pending	678	16	626	516	26	43	7	55	338	-	711
<b>Växjö</b>											
Filed	451	7	458	947	824	356	84	227	421	-	953
Determined	381	4	612	839	820	350	82	252	455	-	876
Pending	193	5	210	280	25	50	5	12	81	-	281

<sup>1</sup> Quantitative cases: real estate assessment, national registration, correctional treatment, driving licence and study allowances.

**Table 2.3**  
**Administrative courts**  
**Cases determined 2012-2016**

	Year				
	2012	2013	2014	2015	2016
Percentage of cases determined following an oral hearing (%)	13.6	13.7	13.9	13.9	14.5
Percentage of cases determined by a single judge (%)	56.9	60.4	61.4	62.7	63.1
Percentage of cases determined by a judge and lay judges (%)	42.7	39.1	37.9	37.1	36.6
Percentage of cases determined with a different composition (%)	0.5	0.5	0.7	0.2	0.3
Percentage of cases determined through a judgment (%)	88.3	87.6	88.2	88.8	87.2
Percentage of cases determined following a decision (%)	11.7	12.4	11.8	11.2	12.8

 Sveriges officiella statistik

**Table 2.4**  
**Administrative courts of appeal**  
**Cases filed, determined and pending in 2012-2016**

	Year				
	2012	2013	2014	2015	2016
<b>Cases filed</b>					
Tax cases	5 141	5 350	5 662	5 029	4 549
Congestion charge cases	31	57	96	38	73
Social insurance cases	7 371	4 125	4 924	4 670	4 188
Cases relating to the Social Services Act	2 019	2 195	2 116	2 234	2 080
Psychiatric care cases	1 229	1 282	1 502	1 466	1 544
LVU cases	1 196	1 310	1 469	1 694	1 796
LVM cases	196	256	295	313	313
LOU cases	771	778	798	621	795
Quantitative cases <sup>1</sup>	1 410	1 435	1 544	1 474	1 560
Migration cases	11 714	9 254	10 017	10 004	11 279
Other cases	6 078	6 021	5 820	5 807	5 904
<b>Total</b>	<b>37 156</b>	<b>32 063</b>	<b>34 243</b>	<b>33 350</b>	<b>34 081</b>
<b>Cases determined</b>					
Tax cases	4 971	5 448	4 772	6 032	4 830
Congestion charge cases	34	47	100	43	59
Social insurance cases	10 099	4 896	3 622	3 064	3 276
Cases relating to the Social Services Act	2 019	2 195	2 088	2 206	2 178
Psychiatric care cases	1 241	1 281	1 508	1 445	1 572
LVU cases	1 233	1 313	1 421	1 666	1 788
LVM cases	198	242	303	317	309
LOU cases	716	818	802	640	736
Quantitative cases <sup>1</sup>	1 352	1 468	1 567	1 471	1 386
Migration cases	11 825	9 697	9 831	10 403	10 684
Other cases	6 200	6 057	6 050	5 685	6 182
<b>Total</b>	<b>39 888</b>	<b>33 462</b>	<b>32 064</b>	<b>32 972</b>	<b>33 000</b>
<b>Cases pending</b>					
Tax cases	3 737	3 639	4 524	3 568	3 293
Congestion charge cases	2	12	8	3	17
Social insurance cases	2 271	1 503	2 806	4 880	5 794
Cases relating to the Social Services Act	470	470	499	530	429
Psychiatric care cases	112	113	108	129	100
LVU cases	161	158	206	233	240
LVM cases	23	37	29	26	30
LOU cases	182	142	138	119	178
Quantitative cases <sup>1</sup>	354	321	297	304	484
Migration cases	1 447	1 004	1 190	793	1 389
Other cases	1 849	1 826	1 615	1 827	1 559
<b>Total</b>	<b>10 608</b>	<b>9 225</b>	<b>11 420</b>	<b>12 412</b>	<b>13 513</b>

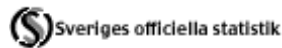
<sup>1</sup> Quantitative cases: real estate assessment, national registration, correctional treatment, driving licence and study allowances.



**Table 2.5**  
**Cases filed, determined and pending in 2016, individual administrative courts of appeal**

Administrative court of appeal	Tax cases	Congestion charge cases	Social insurance cases	Cases relating to the Social Services Act	Psychiatric care cases	LVU cases	LVM cases	LOU cases	Quantitative cases <sup>1</sup>	Migration cases	Other cases
<b>Stockholm</b>											
Filed	1 965	51	2 260	799	455	481	75	176	411	11 279	2 129
Determined	1 985	40	1 343	787	474	491	76	177	366	10 684	2 106
Pending	1 463	12	5 018	176	15	42	5	37	126	1 389	527
<b>Gothenburg</b>											
Filed	1 473	16	874	757	499	641	107	291	519	-	1 777
Determined	1 738	15	941	851	490	638	108	310	506	-	2 085
Pending	874	3	260	137	40	97	9	28	144	-	365
<b>Sundsvall</b>											
Filed	479	1	498	237	296	277	55	187	272	-	984
Determined	550	1	463	224	301	288	51	115	210	-	941
Pending	344	-	165	45	26	34	5	81	87	-	282
<b>Jönköping</b>											
Filed	632	5	556	287	294	397	76	141	358	-	1 014
Determined	557	3	529	316	307	371	74	134	304	-	1 050
Pending	612	2	351	71	19	67	11	32	127	-	385

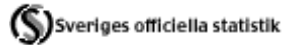
<sup>1</sup> Quantitative cases: real estate assessment, national registration, correctional treatment, driving licence and study allowances.



**Table 2.6**  
**Cases determined in the Administrative<sup>1</sup> Courts of Appeal 2012-2016**

	Year				
	2012	2013	2014	2015	2016
<b>Determined</b>	<b>28 063</b>	<b>23 765</b>	<b>22 233</b>	<b>22 569</b>	<b>22 312</b>
Cases where leave to appeal is granted	6 405	2 701	2 808	2 404	2 534
Cases where leave to appeal is not granted	11 934	10 938	9 791	9 365	9 502
Cases not requiring leave to appeal	9 723	10 126	9 634	10 800	10 276

<sup>1</sup> Excluding migration cases




**Table 2.7**  
**The Supreme Administrative Court**  
**Cases filed, determined and pending 2012-2016**

	Year				
	2012	2013	2014	2015	2016
<b>Cases filed</b>					
Tax cases	1 412	2 667	1 432	2 006	1 704
Congestion charge cases	12	20	30	26	15
Social insurance cases	2 050	1 710	1 283	1 097	1 002
Cases relating to the Social Services Act	475	516	483	526	510
Psychiatric care cases	192	229	280	279	327
LVU cases	309	328	390	458	475
LVM cases	13	25	29	35	34
LOU cases	218	222	236	206	202
Quantitative cases <sup>1</sup>	376	410	498	445	382
Other cases	2 267	2 360	2 385	2 297	2 343
<b>Total</b>	<b>7 324</b>	<b>8 487</b>	<b>7 046</b>	<b>7 375</b>	<b>6 994</b>
<b>Cases determined</b>					
Tax cases	1 443	2 395	1 957	1 874	1 715
Congestion charge cases	15	23	29	26	16
Social insurance cases	1 715	2 129	1 548	1 101	948
Cases relating to the Social Services Act	523	454	522	566	478
Psychiatric care cases	198	227	282	274	318
LVU cases	323	323	389	424	508
LVM cases	13	19	34	33	34
LOU cases	216	233	229	200	151
Quantitative cases <sup>1</sup>	391	376	375	567	406
Other cases	2 063	2 256	2 531	2 395	2 333
<b>Total</b>	<b>6 900</b>	<b>8 435</b>	<b>7 896</b>	<b>7 460</b>	<b>6 907</b>
<b>Cases pending</b>					
Tax cases	616	883	357	489	481
Congestion charge cases	3	-	1	1	-
Social insurance cases	1 045	623	358	354	408
Cases relating to the Social Services Act	81	144	105	65	97
Psychiatric care cases	16	18	16	21	29
LVU cases	40	45	46	80	47
LVM cases	-	6	1	3	3
LOU cases	35	24	31	37	88
Quantitative cases <sup>1</sup>	76	106	229	108	84
Other cases	925	1 022	862	753	755
<b>Total</b>	<b>2 837</b>	<b>2 871</b>	<b>2 006</b>	<b>1 911</b>	<b>1 992</b>

<sup>1</sup> Quantitative cases: real estate assessment, national registration, correctional treatment, driving licence and study allowances.

**Table 2.8**  
**The Supreme Administrative Court**  
**Cases determined in the Supreme Administrative Court 2012-2016**

	Year				
	2012	2013	2014	2015	2016
<b>Determined</b>	<b>6 900</b>	<b>8 435</b>	<b>7 896</b>	<b>7 460</b>	<b>6 907</b>
Cases where leave to appeal is granted	125	119	513	92	123
Cases where leave to appeal is not granted	6 231	7 756	6 647	6 770	6 243
Cases not requiring leave to appeal	544	560	736	598	541

 Sveriges officiella statistik

### **3. Matters dealt with at the Rent and Tenancy Tribunals**

#### **The work of the Rent and Tenancy Tribunals**

Rent Tribunals can mediate in disputes between landlords and tenants or between tenant associations and tenants if the parties themselves cannot reach agreement. Rent tribunals also examine certain rent and tenant issues and pronounce a decision that is binding on the parties. Rent tribunals also deal with matters that involve special administration of residential properties. The purchaser of a rental property may in certain cases require the consent of the tribunal to validate the purchase.

A rent tribunal normally consists of three members during a procedure. The tribunal is chaired by a rent tribunal judge whilst the other members represent different interest groups, of whom one is well versed in property management and the other in the situation of the tenants.


A tenancy tribunal has similar duties to a rent tribunal when it comes to applying legislation relating to leases. Its composition is also similar to that of the rent tribunal except that the members represent the interests of landowners and tenants.

Most of the decisions of a rent tribunal can be appealed to Svea Court of Appeal whilst certain leasehold matters can be appealed to the court of appeal within whose jurisdiction the leased property is located. Some of the decisions cannot be appealed.

There are eight rent and tenancy tribunals.


**Table 3.1**  
**Rent tribunals and tenancy tribunals**  
**Matters filed, determined and pending 2012-2016**

	Year				
	2012	2013	2014	2015	2016
<b>Rent tribunals</b>					
Filed	29 778	29 775	30 827	33 114	40 046
Determined	29 071	30 824	30 295	32 012	38 049
Pending at the year-end	7 479	6 279	6 714	7 734	9 662
<b>Tenancy tribunals</b>					
Filed	2 767	1 945	2 261	2 113	1 541
Determined	2 330	3 013	1 842	1 636	2 352
Pending at the year-end	2 030	938	1 328	1 791	975

 Sveriges officiella statistik

**Table 3.2**  
**Rent tribunals and tenancy tribunals**  
**Matters determined according to category 2012-2016**

	Year				
	2012	2013	2014	2015	2016
<b>Rent tribunals</b>					
Mediation or arbitration in tenancy disputes	748	677	717	658	619
Unprotected tenancies	15 499	16 604	17 487	19 148	23 566
Extension of tenancy agreements	2 232	2 504	2 479	2 623	2 521
Court order to perform work, extension of time for work	472	454	470	429	374
Amendment of tenancy terms	639	666	618	447	345
Mediation regarding security of tenure in non-residential property	3 568	3 669	3 699	3 948	4 136
Matters governed by the Rent Negotiation Act	968	652	535	577	1 314
Other matters	2 632	2 622	2 454	2 553	2 917
Total	26 758	27 848	28 459	30 383	35 792
<b>Tenancy tribunals</b>					
Agricultural leases	186	130	142	112	102
Residential leases	1 006	1 823	1 031	911	1 771
Other matters	1 138	1 060	669	613	483
Total	2 330	3 013	1 842	1 636	2 356

 Sveriges officiella statistik