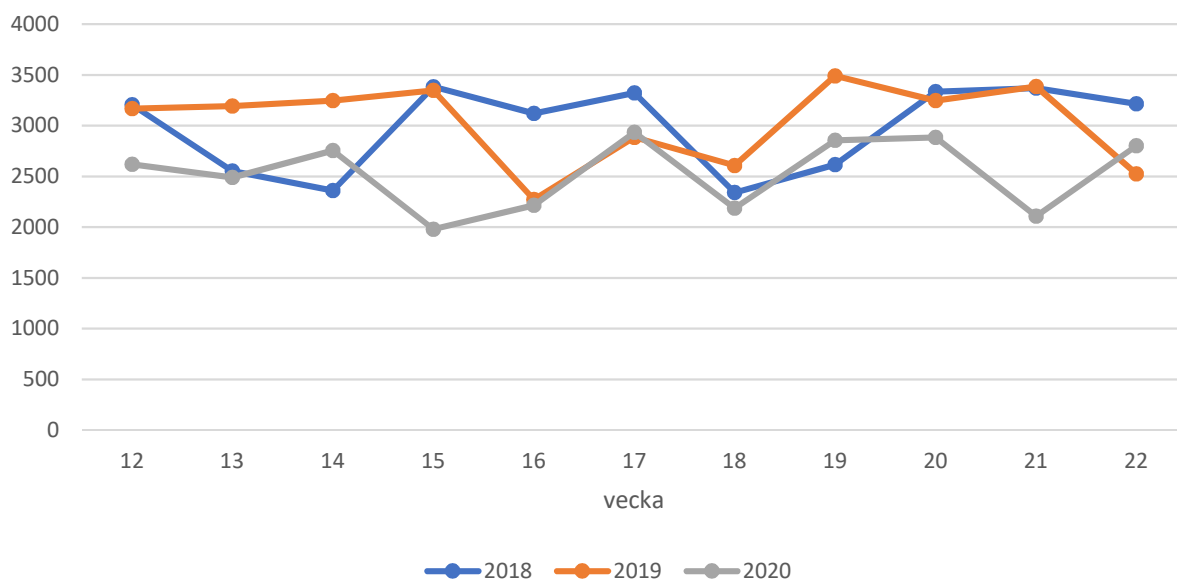
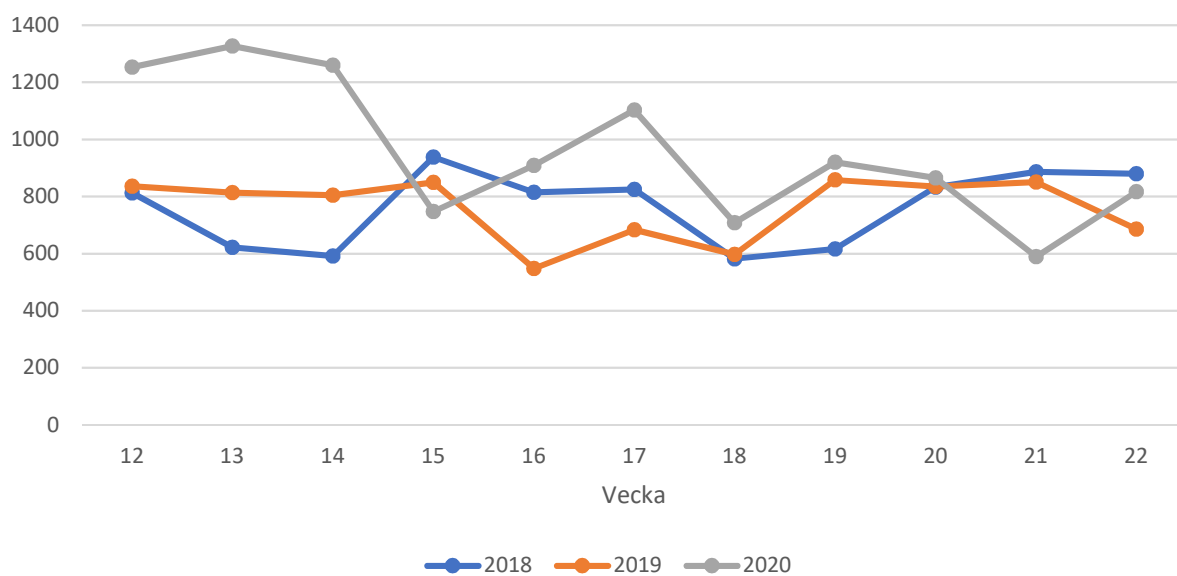


Genomförda förhandlingar

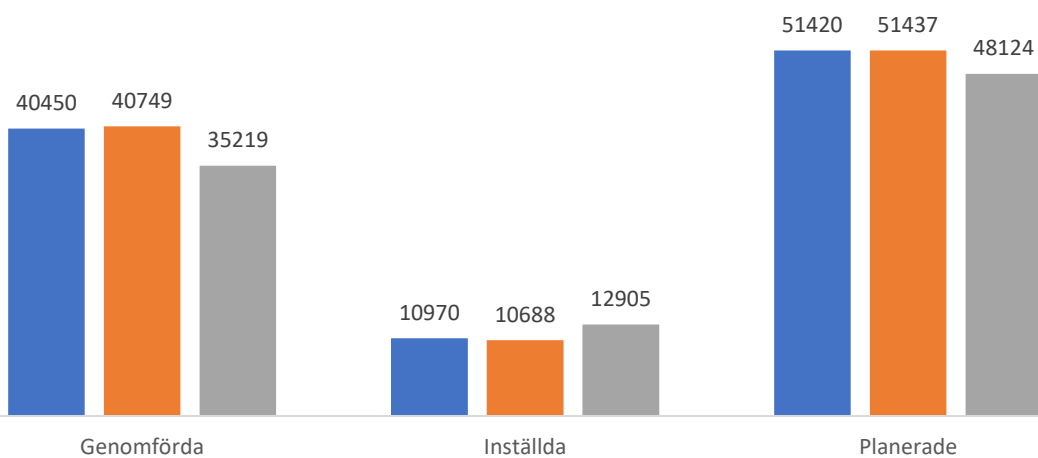


Inställda förhandlingar

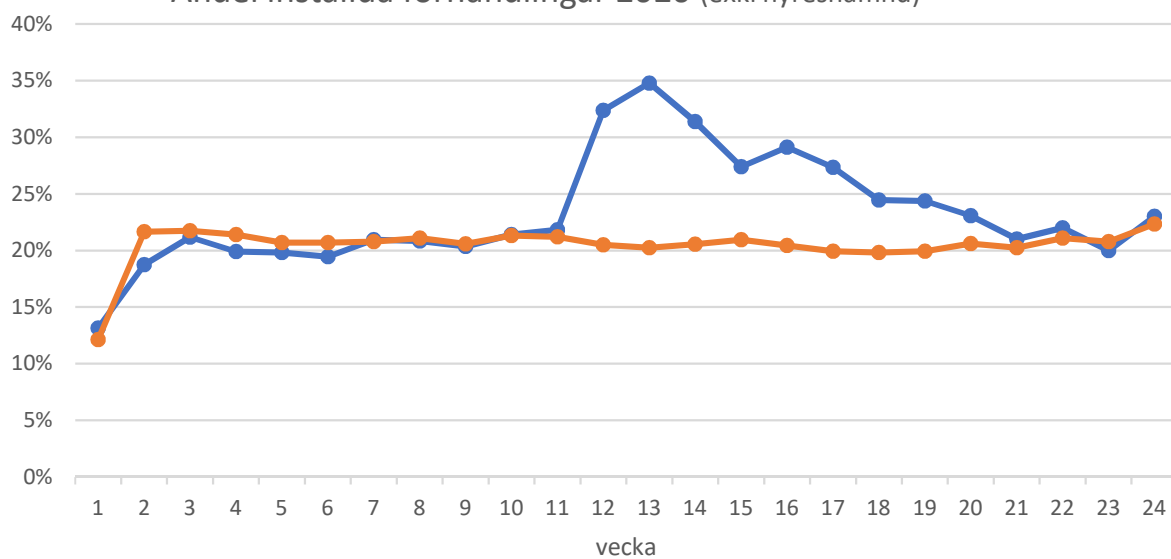


Förhandlingar v.12-24 (exkl hyresnämnd)

■ 2018 ■ 2019 ■ 2020



Andel inställda förhandlingar 2020 (exkl hyresnämnd)



—●— 2020 —●— snitt 2017-2019

v.12-24

	2018	2019	2020
Genomförda	40450	40749	35219
Inställda	10970	10688	12905
Planerade	<u>51420</u>	<u>51437</u>	<u>48124</u>

vecka	snitt 2017-	2020
1	12%	13%
2	22%	19%
3	22%	21%
4	21%	20%
5	21%	20%
6	21%	19%
7	21%	21%
8	21%	21%
9	21%	20%
10	21%	21%
11	21%	22%
12	20%	32%
13	20%	35%
14	21%	31%
15	21%	27%
16	20%	29%
17	20%	27%
18	20%	24%
19	20%	24%
20	21%	23%
21	20%	21%
22	21%	22%
23	21%	20%
24	22%	23%
25	19%	
26	17%	
27	15%	
28	13%	
29	14%	
30	14%	
31	15%	
32	14%	
33	17%	
34	22%	
35	22%	
36	22%	
37	22%	
38	22%	
39	20%	
40	21%	
41	21%	
42	21%	

43	21%
44	21%
45	21%
46	20%
47	19%
48	21%
49	21%
50	21%
51	18%
52	12%

