

# Court statistics 2020

## Official statistics of Sweden

---

## Content

Introduction.....	3
List of tables .....	4
1. Cases and matters in the general courts.....	7
2. Cases at the general administrative courts.....	29
3. Matters dealt with at the Rent and Tenancy Tribunals .....	48

## Introduction

According to the Official Statistics Act (2001:99) official statistics must be made available to the general public and committees of enquiry and for research purposes. The Swedish National Courts Administration has been responsible for official statistics relating to the work of the courts since 2002. During the period 1993-2001 such statistics were produced by the Swedish National Council for Crime Prevention (BRÅ). In the early years, the provision of this statistical information was the responsibility of Statistics Sweden (SCB).

Court statistics comprise statistics for cases and matters at the general courts and general administrative courts as well as matters dealt with at the rent and tenancy tribunals. Since 2004, certain statistical information has also been published for individual courts.

## Contents of this publication

These statistics are divided into three chapters, each of which begins with a summary of the work of each court category. The first chapter presents statistics from the general courts, i.e. the district courts, the courts of appeal and the Supreme Court, whilst statistics from the general administrative courts, i.e., the administrative courts, administrative courts of appeal and the Supreme Administrative Court, are presented in the second chapter. The third chapter contains information about the rent and tenancy tribunals.

## Further legal statistics

In addition to the court statistics in this publication, further legal statistics are available from the Swedish National Council for Crime Prevention, the Prison and Probation Service and Statistics Sweden.

## Explanation of symbols

- Nil
- .. No information available

## List of tables

### 1. Cases and matters at the general courts

#### District courts

- 1.1 Filed, determined and pending, 2016-2020
- 1.2 Filed, determined and pending, 2020, individual district courts
- 1.3 Bankruptcy and judicial proceedings, 2016-2020
- 1.4 Family cases determined, 2016-2020
- 1.5 Civil cases, 2016-2020
- 1.6 Criminal cases, 2016-2020
- 1.7 Determined cases following a main hearing, 2018-2020
- 1.8 Performance of the time targets set by the government 2018-2020
- 1.9 Turnaround times for criminal cases involving juveniles according to the letter of appropriation by the government, 2016-2020

#### Courts of appeal

- 1.10 Filed, determined and pending, 2016-2020
- 1.11 Filed, determined and pending, 2020, individual courts of appeal
- 1.12 Cases determined, 2016-2020
- 1.13 Frequency of amendments in civil and criminal cases in 2020
- 1.14 Frequency of appeal 2016-2020, percentage of cases appealed from district courts to courts of appeal
- 1.15 Performance of the time targets set by the government 2018-2020
- 1.16 Turnaround times for criminal cases involving juveniles according to the letter of appropriation by the government, 2016-2020

#### The Supreme Court

- 1.17 Cases filed, determined and pending per category 2016-2020
- 1.18 Cases filed, determined and pending, 2016-2020
- 1.19 Cases determined, 2020
- 1.20 Frequency of appeal 2016-2020, percentage of cases appealed from courts of appeal to the Supreme Court
- 1.21 Performance of the time targets set by the Supreme Court 2018-2020

## **2. Cases at the administrative courts**

### **Administrative Courts**

- 2.1 Cases filed, determined and pending, 2016-2020
- 2.2 Cases filed, determined and pending, 2020, individual administrative courts
- 2.3 Cases filed, determined and pending, migration cases 2016-2020
- 2.4 Cases determined, 2016-2020
- 2.5 Performance of the time targets set by the government 2018-2020
- 2.6 Performance of the time targets set by the government, migration cases 2018-2020

### **Administrative Courts of Appeal**

- 2.7 Cases filed, determined and pending, 2016-2020
- 2.8 Cases filed, determined and pending, 2020, individual administrative courts of appeal
- 2.9 Cases filed, determined and pending, migration cases in 2016-2020
- 2.10 Cases determined, 2016-2020
- 2.11 Frequency of appeal and amendment 2016-2020
- 2.12 Turnaround time for removal cases (migration), 2018-2020
- 2.13 Performance of the time targets set by the government 2018-2020
- 2.14 Performance of the time targets set by the government, migration cases 2018-2020

### **Supreme Administrative Court**

- 2.15 Cases filed, determined and pending, 2016-2020
- 2.16 Cases determined, 2016-2020
- 2.17 Frequency of appeal 2016-2020, percentage of cases appealed from administrative courts of appeal to the Supreme Administrative Court
- 2.18 Performance of the time targets set by the Supreme Administrative Court 2018-2020

## **3. Matters in the Rent Tribunals and Tenancy Tribunals**

- 3.1 Matters filed, determined and pending, 2016-2020
- 3.2 Matters determined, by category, 2016-2020

### 3.3 Performance of the time targets set by the government 2018-2020

# 1. Cases and matters in the general courts

## The work of the general courts

The general courts comprise the district court as the court of first instance, the court of appeal as the court of second instance and the Supreme Court as the court of third instance. At the beginning of 2019, there were forty-eight district courts and six courts of appeal.

The Government has set up operating targets for districts courts and courts of appeal while the Supreme Court, in consultation with the Swedish National Courts Administration, sets its own operational targets. These targets are measured as turnaround times for determined cases. The median value is defined as the middle of the turnaround time and the 75th percentile indicates how long it takes to determine 75 % of the cases.

In the case of criminal cases, the Government also sets targets for the turnaround time for cases involving juveniles, where at least one prosecuted person is under 21 years.

## The District Courts

The principal task of the district courts is to adjudicate in criminal and civil cases.

Crime, in a legal sense, is an action that is punishable and the basic rules that apply to crimes are to be found in the Penal Code, which contains, for example, the rules applicable to crimes of violence and theft. Certain crimes, such as drug offences, tax crimes and traffic offences, are dealt with using special legislation.

The majority of disputes fall under either property law or family law. The former generally involve the inability of the parties to agree on the terms of a contract, e.g. in conjunction with a purchase where there is a dispute regarding the price agreed for a particular item, the lawful ownership of an object or liability for damages. A family law dispute could involve divorce proceedings, custody of children, child maintenance and paternity.

On 2 May 2011, five land and environment courts were established and located at five district courts. Previously, there were special property courts and environmental courts in these same district courts. The land and environment courts handle cases that were previously dealt with by the environmental courts, cases relating to the Planning and Building Act that were dealt with by the administrative courts and the government, and the majority of cases from the property courts. This means that the land and environment courts adjudicate in cases such as leasehold rights, environmentally hazardous activities, permits, compensation for expropriation, environmental damages, water operations etc. A Land and Environment Court of Appeal was also established, located at the Svea Court of Appeal, to handle appealed cases from the land and environment courts.

The Swedish adjudication of intellectual property law, competition law and marketing law cases as well as matters were previously handled by general courts, general administrative courts, the Court of Patent Appeals and the Market Court. On 1 September 2016, the Patent and Market Court and the Patent and Market Court of Appeal came into being. The Court of Patent Appeals and the Market Court ceased to exist on the same date. Essentially, the two new courts

hear all cases and matters in the country relating to intellectual property law, competition law and marketing law. As a court of first instance, the Patent and Market Court is a division of Stockholm District Court. Judgments and decisions reached by the Patent and Market Court can be appealed to the Patent and Market Court of Appeal, which is a division of Svea Court of Appeal.

A number of matters are processed and determined by the district courts, such as distraint cases, which mainly consist of appeals against seizure orders, debt management and bankruptcies.

### **Determination of cases and matters in the district court**

At a main hearing in a crime case, the general rule is that the court should consist of one legally trained judge and three lay judges.

Law clerks also serve in the district courts and after a certain period of service they are usually appointed to adjudicate regularly in less complicated cases such as traffic offences.

At a main hearing in a civil case, the general rule is that the court should consist of three legally trained judges, although there are several exceptions to this. In certain family law cases, the court consists of one legally trained judge and three lay judges. The court could even consist of a single legally trained judge in those instances where the hearing takes the form of a simplified procedure, if the parties have granted their consent or if the case is of a less complicated nature.

Both civil and criminal cases can in certain instances be determined on the basis of documentary evidence, whereby the court acquaints itself with the documents and written evidence presented.

Whilst the majority of criminal cases are determined following a main hearing this applies to less than half the civil cases.

The district court also examines the question of compulsory powers in criminal cases, such as when a public prosecutor asks for a suspect to be remanded in custody. In a custody hearing the court decides whether the suspect will be detained or released.

As a rule, district court judgments can be appealed to a court of appeal.

### **The courts of appeal**

Cases filed at the courts of appeal are classified as civil cases, criminal cases or other cases. Other cases include appeals from the district courts as well as specific decisions taken before or during the hearing at the district court, e.g. remanding a defendant in custody or the replacement of a public defence counsel. Leave to appeal is required for a court of appeal to examine a judgment or decision of a district court. It is also required for such appeals in civil cases. As regards criminal cases, leave to appeal is required in any appeal where the defendant has only been fined or has been acquitted, when the maximum punishment applicable to the crime is six months' imprisonment or when the appeal relates only to the part of the judgment dealing with compensation.

Leave to appeal may be granted only when the court of appeal is in doubt regarding the correctness of the judgment in the district court, if it is necessary for the court of appeal to determine whether the district court judgment is correct,



if an appeal to a higher court constitutes a precedent, or if there are pressing reasons.

### **Case determination at the courts of appeal**

At the main hearing in a civil case, the general rule is that the court must comprise three legally trained judges. If the case to be examined has already been adjudicated by this number at the district court, the court must comprise at least four legally trained judges. In criminal cases the general rule is that the court must comprise three legally trained judges and two lay judges at the main hearing.

The majority of civil cases are determined in a court of appeal without a main hearing. The rules in the Code of Judicial Procedure state that a case can be determined without a main hearing if the matter can be examined satisfactorily and the parties have requested that it be determined in this way. The court of appeal can also adjudicate in a criminal case without a main hearing, although the majority of criminal cases are determined after a main hearing.

### **The Supreme Court**

The Supreme Court examines cases that come to it on appeal from one of the six courts of appeal. The majority of cases require leave to appeal. The general rule is that leave is only granted if the judgment or decision of the Supreme Court could be an important precedent. Only a few per cent of the cases referred to the Supreme Court are granted leave to appeal. The Parliamentary Ombudsman (JO) and the Chancellor of Justice (JK) have the right to refer a case that is the subject of public prosecution to the Supreme Court, without leave to appeal.

The majority of cases are decided on the basis of documentation following a presentation, although oral hearings with the parties also take place.

### **Case determination at the Supreme Court**

Cases in the Supreme Court are decided by the Justices of the Supreme Court and when a case is to be examined, five or a maximum of seven justices are present. If the matter to be examined is of a less complicated nature only three justices take part. If the result conflicts with a previous ruling by this court then the matter must be referred to a plenum, which consists of all the justices. The matter of leave to appeal is decided by one or three justices.

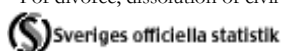
**Table 1.1**  
**District courts**  
**Cases filed, determined and pending 2016-2020**

	Year				
	2016	2017	2018	2019	2020
<b>Cases filed</b>					
FT cases <sup>1</sup>	18 982	19 411	20 480	23 211	19 739
Joint petitions <sup>2</sup>	21 486	21 871	21 599	22 461	22 763
Other family cases	18 401	19 859	19 890	18 868	18 268
Other civil cases	22 078	22 513	23 648	25 680	24 597
<b>Total civil cases</b>	<b>80 947</b>	<b>83 654</b>	<b>85 617</b>	<b>90 220</b>	<b>85 367</b>
Other criminal cases	39 762	44 054	47 397	51 243	59 424
Criminal cases involving fines	4 536	4 300	5 112	5 400	6 650
Financial crimes	1 489	1 442	1 902	1 874	2 088
Crimes against persons/crimes committed against persons	24 285	26 252	28 515	30 762	34 403
Crime against property	13 791	14 440	14 530	15 007	17 356
<b>Total criminal cases</b>	<b>83 863</b>	<b>90 488</b>	<b>97 456</b>	<b>104 286</b>	<b>119 921</b>
Property cases	1 126	1 124	2 005	1 684	1 641
Environmental cases	3 396	2 669	2 836	2 909	2 987
Cases relating to the Planning and Building Act	2 374	2 313	2 312	2 642	2 664
<b>Total</b>	<b>171 706</b>	<b>180 248</b>	<b>190 226</b>	<b>201 741</b>	<b>212 580</b>
<b>Cases determined</b>					
FT cases <sup>1</sup>	18 876	19 132	19 397	21 391	21 390
Joint petitions <sup>2</sup>	21 352	21 408	21 438	21 941	22 699
Other family cases	18 132	19 941	19 847	19 232	18 560
Other civil cases	22 139	22 711	23 217	25 476	24 475
<b>Total civil cases</b>	<b>80 499</b>	<b>83 192</b>	<b>83 899</b>	<b>88 040</b>	<b>87 124</b>
Other criminal cases	38 831	42 157	45 743	49 820	57 142
Criminal cases involving fines	4 707	4 313	4 867	5 169	6 540
Financial crimes	1 538	1 335	1 667	1 883	1 867
Crimes against persons/crimes committed against persons	23 658	24 525	26 510	29 193	33 012
Crime against property	13 603	13 940	14 237	14 487	16 477
<b>Total criminal cases</b>	<b>82 337</b>	<b>86 270</b>	<b>93 024</b>	<b>100 552</b>	<b>115 038</b>
Property cases	1 137	1 141	1 602	1 850	1 825
Environmental cases	3 322	2 911	2 706	2 987	2 879
Cases relating to the Planning and Building Act	2 105	2 392	2 264	2 536	2 636
<b>Total</b>	<b>169 400</b>	<b>175 906</b>	<b>183 495</b>	<b>195 965</b>	<b>209 502</b>

	Year				
	2016	2017	2018	2019	2020
<b>Cases pending</b>					
FT cases <sup>1</sup>	4 663	4 885	5 906	7 645	5 910
Joint petitions <sup>2</sup>	8 535	8 854	8 855	9 220	9 142
Other family cases	10 897	10 968	11 206	10 950	10 772
Other civil cases	10 952	10 805	11 300	11 564	11 731
Total civil cases	35 047	35 512	37 267	39 379	37 555
Other criminal cases	12 580	14 359	15 832	17 120	19 321
Criminal cases involving fines	1 268	1 255	1 492	1 707	1 799
Financial crimes	892	999	1 241	1 227	1 448
Crimes against persons/crimes committed against persons	10 258	12 044	14 179	15 748	17 115
Crime against property	5 218	5 705	6 029	6 528	7 382
Total criminal cases	30 216	34 362	38 773	42 330	47 065
Property cases	674	655	1 062	897	714
Environmental cases	1 770	1 525	1 672	1 603	1 712
Cases relating to the Planning and Building Act	887	808	857	959	988
<b>Total</b>	<b>68 594</b>	<b>72 862</b>	<b>79 631</b>	<b>85 168</b>	<b>88 034</b>

<sup>1</sup> Civil cases where the amount claimed does not exceed half a base amount and where the case is always determined by a single judge.

<sup>2</sup> For divorce, dissolution of civil partnership and custody of children.



**Table 1.2a**  
**District courts**  
**Cases filed, determined and pending in 2020, individual district courts**

District court		FT cases	Joint petitions	Other family cases	Other civil cases	Criminal cases
Alingsås	Filed	128	303	193	208	971
	Determined	119	295	190	178	910
	Pending	34	124	136	121	443
Attunda	Filed	2 596	1 134	860	1 429	5 483
	Determined	4 173	1 060	891	1 458	5 072
	Pending	1 449	605	627	952	2 786
Blekinge	Filed	228	321	224	312	1 525
	Determined	231	337	262	314	1 549
	Pending	59	136	113	280	497
Borås	Filed	321	417	374	430	1 894
	Determined	281	420	374	410	1 720
	Pending	99	183	235	212	754
Eksjö	Filed	157	229	193	151	1 244
	Determined	150	216	195	144	1 121
	Pending	19	94	109	55	460

**Table 1.2a (Cont'd.)****Cases filed, determined and pending in 2020, individual district courts**

Eskilstuna	Filed	268	398	351	354	2 092
	Determined	259	395	370	334	1 928
	Pending	58	158	182	153	917
Falu	Filed	264	468	362	338	2 063
	Determined	252	471	380	349	1 882
	Pending	66	187	206	174	1 228
Gotland	Filed	72	88	71	75	776
	Determined	69	89	61	73	788
	Pending	23	42	42	41	255
Gällivare	Filed	58	68	65	74	456
	Determined	77	60	63	92	442
	Pending	9	31	45	34	154
Gävle	Filed	262	375	276	317	1 849
	Determined	266	400	299	315	1 717
	Pending	76	149	160	119	699
Gothenburg	Filed	1 859	1 681	1 607	2 298	8 870
	Determined	2 064	1 675	1 694	2 354	8 992
	Pending	593	702	944	995	4 336
Halmstad	Filed	192	298	253	320	1 551
	Determined	177	299	234	303	1 448
	Pending	45	96	131	130	547
Haparanda	Filed	50	55	58	74	440
	Determined	58	50	54	67	406
	Pending	4	27	29	32	168
Helsingborg	Filed	638	725	576	869	3 556
	Determined	661	704	593	940	3 332
	Pending	136	302	311	310	1 303
Hudiksvall	Filed	132	236	176	169	1 484
	Determined	123	248	167	151	1 352
	Pending	34	90	102	79	513
Hässleholm	Filed	113	140	120	122	590
	Determined	92	132	94	114	462
	Pending	40	61	102	55	257
Jönköping	Filed	311	476	376	403	2 457
	Determined	318	446	352	380	2 390
	Pending	70	216	219	220	901
Kalmar	Filed	275	476	354	383	2 133
	Determined	278	484	359	382	1 918
	Pending	94	181	195	202	1 001

**Table 1.2a (Cont'd.)****Cases filed, determined and pending in 2020, individual district courts**


Kristianstad	Filed	180	263	197	205	1 382
	Determined	182	273	220	176	1 276
	Pending	44	97	107	105	516
Linköping	Filed	322	488	427	407	2 421
	Determined	295	454	400	398	2 218
	Pending	96	222	235	185	1 011
Luleå	Filed	242	330	195	241	1 661
	Determined	306	328	198	278	1 562
	Pending	54	137	128	110	674
Lund	Filed	487	708	440	604	2 964
	Determined	483	714	484	606	2 863
	Pending	112	276	275	270	883
Lycksele	Filed	38	42	30	32	348
	Determined	36	47	34	30	304
	Pending	2	11	16	11	109
Malmö	Filed	875	1 067	870	1 099	6 298
	Determined	897	1 021	971	1 179	5 942
	Pending	248	419	488	517	2 847
Mora	Filed	94	129	90	102	744
	Determined	92	127	97	118	735
	Pending	14	58	47	46	216
Nacka	Filed	387	456	282	535	1 927
	Determined	365	470	286	525	2 022
	Pending	111	196	209	348	719
Norrköping	Filed	304	390	361	417	1 779
	Determined	314	399	380	390	1 722
	Pending	59	159	172	158	738
Norrtilje	Filed	150	152	115	152	1 045
	Determined	144	145	109	157	1 011
	Pending	34	63	64	89	262
Nyköping	Filed	294	354	332	344	1 984
	Determined	321	346	335	323	2 010
	Pending	45	134	151	116	441
Skaraborg	Filed	323	490	385	372	2 432
	Determined	298	469	354	342	2 326
	Pending	117	207	257	206	859
Skellefteå	Filed	58	121	118	68	651
	Determined	70	133	111	84	638
	Pending	12	45	64	29	223

**Table 1.2a (Cont'd.)****Cases filed, determined and pending in 2020, individual district courts**


Solna	Filed	1 007	998	953	1 410	5 763
	Determined	1 025	965	922	1 464	5 602
	Pending	291	395	612	757	2 066
Stockholm	Filed	1 303	1 739	1 090	2 851	9 607
	Determined	1 245	1 763	1 024	3 088	9 990
	Pending	239	350	494	1 159	2 363
Sundsvall	Filed	167	273	178	201	1 578
	Determined	154	301	168	208	1 610
	Pending	54	105	110	94	781
Södertälje	Filed	326	298	266	502	1 676
	Determined	310	286	272	473	1 606
	Pending	57	122	148	174	539
Södertörn	Filed	1 596	1 648	1 485	2 084	10 292
	Determined	1 479	1 673	1 515	1 982	9 801
	Pending	385	646	832	774	3 034
Uddevalla	Filed	262	338	243	394	1 423
	Determined	168	322	240	292	1 076
	Pending	171	174	187	303	1 135
Umeå	Filed	154	257	207	169	1 643
	Determined	194	261	196	177	1 521
	Pending	26	101	99	58	479
Uppsala	Filed	604	771	627	819	4 438
	Determined	601	787	640	750	4 141
	Pending	158	354	402	402	1 971
Varberg	Filed	196	384	204	307	1 487
	Determined	209	385	178	287	1 471
	Pending	46	169	137	151	619
Vänersborg	Filed	249	301	283	230	1 529
	Determined	236	295	278	234	1 413
	Pending	82	148	187	143	788
Värmland	Filed	348	541	410	423	2 649
	Determined	321	544	395	384	2 506
	Pending	100	220	275	226	1 297
Västmanland	Filed	452	638	552	654	3 329
	Determined	466	637	595	636	3 378
	Pending	101	253	327	266	1 100
Växjö	Filed	269	350	307	333	1 983
	Determined	281	350	334	293	1 947
	Pending	50	149	177	134	552
Ystad	Filed	327	331	233	332	1 576
	Determined	367	354	228	298	1 461
	Pending	88	137	146	204	694
Ångermanland	Filed	151	199	220	152	1 409
	Determined	146	211	216	138	1 325
	Pending	41	87	127	91	626

**Table 1.2a (Cont'd.)****Cases filed, determined and pending in 2020, individual district courts**

Örebro	Filed	447	591	515	560	2 952
	Determined	510	612	572	548	2 693
	Pending	120	228	303	295	1 640
Östersund	Filed	203	228	164	272	1 517
	Determined	227	246	176	259	1 439
	Pending	45	96	108	146	664

 Sveriges officiella statistik
**Table 1.2b****Cases filed, determined and pending in 2020, individual Land and environment courts**

District court		Property cases	Environmental cases	Cases relating to the Planning and Building Act
Nacka	Filed	589	1027	1023
	Determined	640	980	1103
	Pending	222	466	324
Umeå	Filed	98	169	83
	Determined	120	138	94
	Pending	56	171	30
Vänersborg	Filed	442	672	745
	Determined	469	627	594
	Pending	181	396	355
Växjö	Filed	347	878	702
	Determined	392	897	735
	Pending	188	496	245
Östersund	Filed	165	241	111
	Determined	204	237	110
	Pending	67	183	34

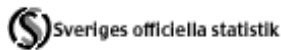
 Sveriges officiella statistik

**Table 1.3**  
**District courts**  
**Bankruptcies and court matters 2016-2020**

	Year				
	2016	2017	2018	2019	2020
<b>Bankruptcy applications</b>					
Filed	9 058	9 402	10 730	10 857	9 995
<b>Bankruptcies</b>					
Concluded <sup>1</sup>	7 185	6 496	7 271	7 617	8 552
Pending <sup>2</sup>	7 501	7 971	8 840	9 230	8 567
<b>Court matters</b>					
Filed	45 473	47 097	49 187	51 778	54 349
Determined	44 993	45 918	48 632	51 083	54 865
Pending	10 194	11 342	11 910	12 586	12 113

<sup>1</sup>Bankruptcies concluded due to dismissal or rescission of a bankruptcy judgment or a decision that results in a composition arrangement.

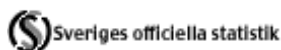
<sup>2</sup>Pending bankruptcies: a decision to declare bankruptcy has been made but the bankruptcy is not concluded yet, therefore pending bankruptcies can not be compared to the number of filed bankruptcy applications.



**Table 1.4**  
**District courts**  
**Civil cases determined according to family law 2016-2020**

	Year				
	2016	2017	2018	2019	2020
Joint petitions for divorce	21 105	21 140	21 185	21 686	22 486
of which dismissed	1 632	1 581	1 649	1 614	1 833
of which dismissed and else <sup>1</sup>	2 950	3 280	3 192	3 326	3 850
Divorce petitions	9 080	9 336	9 329	9 743	9 460
of which dismissed	1 635	1 662	1 701	1 635	1 541
of which dismissed and else <sup>1</sup>	2 682	2 770	2 727	2 745	2 716
Paternity cases	1 178	1 335	1 460	1 553	1 490
of which dismissed	88	118	112	124	112
Petitions for custody of children	6 088	7 359	7 327	6 306	5 988
of which dismissed	873	959	959	900	872

<sup>1</sup>"of which dismissed and else" is a calculated sum of all decided cases with the outcome dismissed, rejected, surrendered and expired.





**Table 1.5**  
**District courts**  
**Civil cases<sup>1</sup> 2016-2020**

	Year				
	2016	2017	2018	2019	2020
Percentage of cases determined following a hearing	31%	29%	28%	27%	26%
Percentage of cases determined by three judges	1,4%	1,1%	0,9%	1,1%	0,6%
Percentage of cases determined by judges and lay judges	2,7%	2,6%	2,7%	2,7%	2,7%
Percentage of cases where the hearing time exceeds six hours <sup>2</sup>	10,5%	10,6%	10,5%	10,9%	10,7%
Percentage of cases where the hearing time exceeds twelve hours <sup>2</sup>	2,7%	2,6%	2,5%	2,8%	2,8%
Average hearing time in cases determined after a hearing (hours per case)	2,63	2,64	2,60	2,70	2,61
Average hearing time for all cases (hours per case)	0,81	0,77	0,73	0,72	0,68
Percentage of cases <sup>3</sup> determined through a judgment	31%	31%	30%	30%	30%
Percentage of cases <sup>3</sup> determined by a default judgment <sup>4</sup>	27%	29%	29%	33%	32%
Percentage of cases <sup>3</sup> determined through a final decision	42%	40%	40%	37%	39%
- of which rejected and transferred <sup>5</sup>	38%	39%	40%	40%	37%
Percentage of cases <sup>3</sup> determined in a different manner	0,0%	0,0%	1,0%	0,0%	0,0%
Percentage of litigious family cases determined through a judgment	75%	76%	76%	75%	75%
Percentage of litigious family cases determined through a final decision	25%	24%	24%	25%	25%
- of which rejected and transferred <sup>5</sup>	31%	33%	32%	34%	36%
Percentage of litigious family cases determined in a different manner	0,0%	0,0%	0,0%	0,0%	0,1%

<sup>1</sup> Excluding joint petitions for divorce, dissolution of civil partnership and custody of children.

<sup>2</sup> The numbers are since 2019 corrected due to a previous miscalculation.

<sup>3</sup> Excluding litigious family cases.

<sup>4</sup> A default judgment is delivered despite the absence of a called litigant during a hearing.

<sup>5</sup> Rejected litigious cases are often cases where litigants have failed to pay the requested fee to start their case. Transferred cases have been registered at a wrong court and are therefore transferred to another court to be dealt with. These cases generally have significantly low turnaround times.

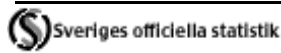
**Table 1.6**  
**District courts**  
**Criminal cases 2016-2020**

	Year				
	2016	2017	2018	2019	2020
Percentage of priority cases (criminal cases involving a detained person or a defendant under 18 years of age)	13%	13%	13%	13%	12%
Percentage of cancelled main hearings	21,5%	21,5%	21,4%	20,5%	24,1%
Percentage of cases determined by judges and lay judges	50,4%	48,5%	47,4%	44,2%	39,3%
Percentage of cases with more than one defendant that were determined through a judgment	7,8%	7,5%	6,9%	6,5%	6,1%
Average number of defendants in cases determined through a judgment	1,11	1,10	1,09	1,09	1,08
Percentage of cases with a remand hearing	8,6%	8,6%	8,0%	7,8%	7,0%
Percentage of cases where the hearing time exceeds six hours <sup>1</sup>	7,4%	7,2%	6,9%	7,6%	7,6%
Percentage of cases where the hearing time exceeds twelve hours <sup>1</sup>	2,4%	2,3%	2,2%	2,5%	2,5%
Average time in cases decided following a hearing (hours per case)	2,23	2,12	2,06	2,15	2,15
Average hearing time for all cases (hours per case)	1,19	1,09	1,03	1,01	0,92
Percentage of cases determined through a judgment	66,7%	65,0%	64,0%	61,9%	59,9%
- of which determined following a main hearing	73,8%	73,2%	72,4%	70,1%	66,3%
Percentage of cases determined through a final decision	32,3%	34,0%	35,0%	37,2%	39,3%
Percentage of cases determined in a different manner	1,0%	1,0%	1,0%	0,9%	0,8%
Number of cases determined through a judgment	54 926	56 070	59 692	62 255	68 854
- of which determined following a main hearing	40 562	41 067	43 229	43 650	45 643
Number of cases determined through a final decision	26 589	29 314	32 616	37 428	45 241
Number of cases determined in a different manner	822	886	716	869	943

<sup>1</sup> The numbers for 2017 are corrected due to a previous miscalculation.

**Table 1.7**  
**District courts**  
**Determined cases following a main hearing, 2018-2020**

	Year		
	2018	2019	2020
Percentage of cases determined following a main hearing	26%	25%	24%
Number of cases determined following a main hearing	48 250	48 915	50 373



**Table 1.8**  
**District courts**  
**Performance of the time targets set by the government 2018-2020**

Court	Criminal cases excluding priority cases 75th percentile, target is 5 months			Civil cases excluding joint petitions for divorce 75th percentile, target is 7 months		
	2018	2019	2020	2018	2019	2020
Alingsås	5,1	3,9	4,5	6,0	6,3	7,6
Attunda	5,2	4,1	5,1	6,1	7,4	8,8
Blekinge	2,8	3,3	3,6	4,5	6,7	5,8
Borås	5,1	4,2	3,5	6,2	6,2	5,9
Eksjö	2,7	3,0	3,8	3,0	2,9	3,8
Eskilstuna	3,0	2,8	4	6,9	5,6	6,1
Falun	5,5	5,6	4,4	7,6	7,3	7,1
Gotland	3,8	3,8	4	6,4	6,1	8
Gällivare	3,8	3,5	4,3	7,2	6,5	6,7
Gävle	4,4	4,2	4,6	7,7	7,3	6,9
Gothenburg	4,5	5,1	6,7	6,5	7,1	6,9
Halmstad	3,5	4,1	3,8	4,8	6,8	5,5
Haparanda	5,1	4,0	3	7,3	5,9	5,6
Helsingborg	4,3	3,6	4	5,9	6,0	6
Hudiksvall	4,4	4,0	3,4	6,9	7,1	6,3
Hässleholm	4,3	2,9	4	7,0	4,5	5,8
Jönköping	4,5	4,0	4,2	7,1	6,9	7
Kalmar	4,5	4,8	5,2	7,6	7,4	6,9
Kristianstad	4,3	3,2	3,7	5,5	5,7	6,5
Linköping	3,3	3,9	4,3	5,8	5,4	5,7
Luleå	5,8	5,5	5	6,5	7,1	7,8
Lund	3,3	2,9	2,6	5,6	6,7	7
Lycksele	2,0	2,1	1,7	2,2	3,1	2,2
Malmö	4,0	4,0	4,3	7,0	7,5	7,2
Mora	3,5	3,1	2,8	6,6	6,1	7,1
Nacka	4,4	6,5	5	6,4	7,5	8,2
Norrköping	3,4	3,7	5	4,7	5,6	5,9
Norrälje	3,1	2,3	2,1	5,5	6,7	5,4
Nyköping	3,0	3,0	2,5	4,0	6,0	3,7
Skaraborgs	3,8	3,8	4,4	6,3	6,8	7,7

Skellefteå	4,0	3,1	4	6,6	7,0	8,7
Solna	3,7	3,1	2,6	6,7	6,7	7,3
Stockholm	5,2	4,4	2,7	6,6	6,5	5,7
Sundsvall	5,0	5,3	6,7	6,3	6,4	6,3
Södertälje	3,0	3,4	3,6	4,8	4,9	4,5
Södertörn	3,5	2,9	2,4	5,1	4,6	4,6
Uddevalla	4,6	4,7	4,5	7,6	6,5	8,1
Umeå	2,5	2,3	2,4	4,4	4,2	5
Uppsala	3,9	4,5	4,6	5,8	6,7	7
Varberg	4,3	4,4	5,6	7,1	7,1	7
Vänersborg	5,6	4,5	4,5	7,7	7,0	7,8
Värmland	5,3	4,5	5,5	7,4	6,8	7,9
Västmanland	3,6	3,6	2,8	5,4	5,8	7,3
Växjö	2,7	2,8	2,9	6,8	6,6	5,1
Ystad	4,2	4,0	4,8	5,9	6,0	7,4
Ångermanland	3,9	4,3	5,4	7,1	6,3	7,3
Örebro	4,2	3,8	5	6,7	6,9	8,3
Östersund	4,5	3,8	4,6	4,6	6,1	8
<b>Total</b>	<b>4,1</b>	<b>3,9</b>	<b>4</b>	<b>6,2</b>	<b>6,5</b>	<b>7</b>

**Table 1.9**  
**District courts**  
**Turnaround times for criminal cases involving juveniles according to the**  
**letter of appropriation by the government, 2016-2020**

		Year <sup>3</sup>				
		2016	2017	2018	2019	2020
<b>Total</b>	<b>Number of criminal cases involving juveniles determined<sup>1</sup></b>	<b>13 503</b>	<b>14 697</b>	<b>14 881</b>	<b>16 042</b>	<b>17 956</b>
	<b>Median turnaround time (months)</b>	<b>1,4</b>	<b>1,2</b>	<b>1,3</b>	<b>1,3</b>	<b>1,2</b>
	<b>75th percentile turnaround time (months)<sup>2</sup></b>	<b>2,9</b>	<b>2,6</b>	<b>2,7</b>	<b>2,6</b>	<b>2,5</b>
of which 15-18 years old	Number of criminal cases involving juveniles determined <sup>1</sup>	6 839	7 301	6 826	7 103	8 028
	Median turnaround time (months)	0,8	0,7	0,8	0,8	0,7
	75th percentile turnaround time (months) <sup>2</sup>	1,8	1,7	1,6	1,6	1,5
of which 18-21 years old	Number of criminal cases involving juveniles determined <sup>1</sup>	6 664	7 396	8 055	8 939	9 928
	Median turnaround time (months)	2,0	1,9	1,9	1,8	1,6
	75th percentile turnaround time (months) <sup>2</sup>	3,7	3,3	3,4	3,3	3,3

<sup>1</sup>Criminal cases involving juveniles are cases where at least one defendant is under 21 years of age

<sup>2</sup>75th percentile indicates how long it takes to determine 75 % of the incoming cases

<sup>3</sup>Since 2019 the date for electronic summons application indictment is used as a starting measure point for criminal cases in district courts, previously this date was collected somewhat manually. The numbers for previous years are corrected.

**Table 1.10**  
**Courts of appeal**  
**Cases filed, determined and pending 2016-2020**

	År				
	2016	2017	2018	2019	2020
<b>Cases filed</b>					
Criminal cases	8 690	8 562	9 234	10 087	10 767
Civil cases	2 653	2 742	2 807	2 891	2 935
Other cases	11 843	12 714	13 139	14 502	15 646
Environmental cases	871	943	866	1 016	948
Property cases	273	284	260	350	402
Cases relating to the Planning and Building Act	819	1 058	978	1 194	1 246
<b>Total</b>	<b>25 149</b>	<b>26 303</b>	<b>27 284</b>	<b>30 040</b>	<b>31 944</b>
<b>Cases determined</b>					
Criminal cases	8 782	8 528	8 811	9 641	9 953
Civil cases	2 721	2 686	2 855	2 757	2 824
Other cases	12 034	12 430	13 380	14 131	15 637
Environmental cases	903	887	909	857	1 017
Property cases	295	259	266	308	359
Cases relating to the Planning and Building Act	793	1 010	942	1 061	1 253
<b>Total</b>	<b>25 528</b>	<b>25 800</b>	<b>27 163</b>	<b>28 755</b>	<b>31 043</b>
<b>Cases pending</b>					
Criminal cases	2 578	2 604	3 025	3 456	4 258
Civil cases	757	804	756	884	993
Other cases	1 209	1 504	1 274	1 649	1 667
Environmental cases	237	296	252	412	343
Property cases	64	88	83	125	170
Cases relating to the Planning and Building Act	198	248	284	417	410
<b>Total</b>	<b>5 043</b>	<b>5 544</b>	<b>5 674</b>	<b>6 943</b>	<b>7 841</b>

**Table 1.11**

**Cases filed, determined and pending in 2020, individual courts of appeal**

Court of appeal		Crimi- nal cases	Civil cases	Other cases	Envi- ron- mental cases	Property cases	Cases relating to the Planning and Building Act
Göta Court of Appeal	Filed	1 569	448	2 289	-	-	-
	Determined	1 424	433	2 300	-	-	-
	Pending	586	110	160	-	-	-
Court of Appeal for Lower Norrland	Filed	641	162	1 029	-	-	-
	Determined	573	143	957	-	-	-
	Pending	337	81	248	-	-	-
Court of Appeal for Western Sweden	Filed	2 154	545	2 822	-	-	-
	Determined	2 002	510	2 845	-	-	-
	Pending	612	130	202	-	-	-
Court of Appeal for Upper Norrland	Filed	526	128	612	-	-	-
	Determined	545	133	617	-	-	-
	Pending	125	39	86	-	-	-
Court of Appeal for Skåne and Blekinge	Filed	1 598	383	2 152	-	-	-
	Determined	1 590	383	2 186	-	-	-
	Pending	429	77	101	-	-	-
Svea Court of Appeal	Filed	4 279	1 269	6 742	948	402	1 246
	Determined	3 819	1 222	6 732	1 017	359	1 253
	Pending	2 169	556	870	343	170	410

**Table 1.12**  
**Courts of appeal**  
**Cases determined 2016-2020**


	Year				
	2016	2017	2018	2019	2020
<b>Criminal cases</b>					
Percentage of priority cases (criminal cases involving a detained person or a defendant under 18 years of age)	25%	26%	27%	28%	29,7%
Percentage of cases determined by judges and lay judges	57,0%	55,9%	53,3%	50,3%	44,7%
Percentage of cases determined following a main hearing <sup>1</sup>	64,6%	63,1%	59,8%	56,1%	50,8%
Percentage of cases determined by judgment	71%	71%	72%	71%	70,5%
Average hearing time in cases determined following a hearing (hours per case)	4,64	4,65	4,91	4,36	4,20
Average hearing time for all criminal cases (hours per case)	2,7	2,6	2,6	2,7	2,9
<b>Civil cases</b>					
Percentage of cases determined by judges and lay judges	4,4%	3,9%	5,0%	3,8%	3,8%
Percentage of cases determined following a main hearing <sup>1</sup>	14,2%	12,2%	13,4%	13,5%	11,0%
Percentage of cases determined by judgment	23%	21%	23%	19%	18,5%
Average hearing time in cases determined following a hearing (hours per case)	8,00	7,90	8,02	8,77	6,14
Average hearing time for all civil cases (hours per case)	1,1	1,0	1,1	1,1	0,8
<b>Environmental cases</b>					
Percentage of cases determined following a main hearing <sup>1</sup>	2,6%	2,0%	2,6%	2,0%	1,2%
<b>Property cases</b>					
Percentage of cases determined following a main hearing <sup>1</sup>	-	-	0,4%	0,6%	-

<sup>1</sup>A change was made in this calculation beginning from year 2019, numbers for previous years have therefore been corrected.




**Table 1.13**  
**Courts of appeal**  
**Frequency of amendment in civil and criminal cases 2020**

	Number of determined cases	of which amended	
		number	percentage
<b>Criminal cases</b>	9 953	3 622	36,4%
<b>Civil cases</b>	2 824	553	19,6%
<b>Total criminal and civil cases</b>	12 777	4 175	32,7%
<b>Total cases</b>	31 043	6 576	21,2%
<b>Judgment in criminal cases appealed to the court of appeal by the</b>			
Public prosecutor and defendant	1 144	606	53,0%
Public prosecutor	665	439	66,0%
Defendant	7 192	2 053	28,5%
Other	952	524	55,0%
<b>Total</b>	<b>9 953</b>	<b>3 622</b>	<b>36,4%</b>

 Sveriges officiella statistik


**Table 1.14**  
**Courts of appeal**  
**Frequency of appeal 2016-2020, percentage of cases appealed from district courts to courts of appeal**

	Year				
	2016	2017	2018	2019	2020
<b>Criminal cases</b>	11%	10%	10%	10%	9%
<b>Civil cases</b>	4%	4%	4%	4%	5%
<b>Total criminal and civil cases</b>	8%	8%	8%	8%	8%
<b>Total</b>	<b>15%</b>	<b>15%</b>	<b>15%</b>	<b>15%</b>	<b>15%</b>

 Sveriges officiella statistik

**Table 1.15**  
**Courts of appeal**  
**Performance of the time targets set by the government 2018-2020**

Courts	Criminal cases excluding priority cases 75th percentile, target is 5 months			Civil cases, time from filed case to decision delivered regarding leave to appeal 75th percentile, target is 2 months			Civil cases where leave to appeal has been granted 75th percentile, target is 10 months		
	2018	2019	2020	2018	2019	2020	2018	2019	2020
Göta Court of Appeal	6,0	6,9	6,9	2,0	1,9	1,8	10,7	9,9	10,2
Court of Appeal for Lower Norrland	7,2	7,9	9,4	3,0	2,3	3,2	13,7	12,7	14,5
Court of Appeal for Western Sweden	4,8	5,9	5	1,9	1,9	1,8	9,2	10,7	9,5
Court of Appeal for Upper Norrland	6,1	5,1	5,4	1,4	1,2	1,6	13,7	12,4	10,1
Court of Appeal for Skåne and Blekinge	5,3	5,4	5,2	2,2	1,7	1,6	8,4	8,5	8,1
Svea Court of Appeal	8,6	8,8	9,4	1,4	1,6	1,6	12,7	12,6	15,7
<b>Total</b>	<b>6,3</b>	<b>6,7</b>	<b>6,9</b>	<b>1,8</b>	<b>1,7</b>	<b>1,7</b>	<b>11,7</b>	<b>11,5</b>	<b>12,6</b>


 Sveriges officiella statistik

**Table 1.16**  
**Courts of appeal**  
**Turnaround times for criminal cases involving juveniles according to the letter of appropriation by the government, 2016-2020**

		Year				
		2016	2017	2018	2019	2020
<b>Total</b>	Number of criminal cases involving juveniles determined <sup>1</sup>	1 136	1 112	1 156	1 373	1 611
	Median turnaround time (months)	1,7	1,5	1,6	1,7	1,6
	75th percentile turnaround time (months) <sup>2</sup>	3,8	3,0	3,5	3,7	3,4
of which 15-18 years old	Number of criminal cases involving juveniles determined <sup>1</sup>	483	537	540	600	752
	Median turnaround time (months)	1,3	1,3	1,3	1,4	1,3
	75th percentile turnaround time (months) <sup>2</sup>	1,7	1,6	1,6	1,8	1,7
of which 18-21 years old	Number of criminal cases involving juveniles determined <sup>1</sup>	653	575	616	773	859
	Median turnaround time (months)	3,1	2,5	2,7	2,7	2,5
	75th percentile turnaround time (months) <sup>2</sup>	5,2	4,8	5,2	5,4	5,3

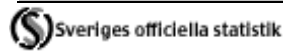
<sup>1</sup>Criminal cases involving juveniles are cases where at least one defendant is under 21 years of age

<sup>2</sup>75th percentile indicates how long it takes to determine 75 % of the incoming cases

 Sveriges officiella statistik

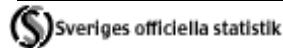
**Tabell 1.17**  
**The Supreme Court**  
**Cases filed, determined and pending per category 2016-2020**

	Year				
	2016	2017	2018	2019	2020
<b>Cases filed</b>					
Criminal cases	1 771	1 759	1 789	2 045	2 236
Civil cases	347	282	320	277	215
Other cases	3 953	3 903	4 099	4 465	4 531
<b>Total</b>	<b>6 071</b>	<b>5 944</b>	<b>6 208</b>	<b>6 787</b>	<b>6 982</b>
<b>Cases determined</b>					
Criminal cases	1 795	1 773	1 796	2 000	2 156
Civil cases	369	312	306	298	219
Other cases	4 194	3 923	4 216	4 290	4 406
<b>Total</b>	<b>6 358</b>	<b>6 008</b>	<b>6 318</b>	<b>6 588</b>	<b>6 781</b>
<b>Cases pending</b>					
Criminal cases	169	156	147	189	268
Civil cases	113	83	98	78	74
Other cases	551	529	411	576	699
<b>Total</b>	<b>833</b>	<b>768</b>	<b>656</b>	<b>843</b>	<b>1 041</b>




**Table 1.18**  
**The Supreme Court**  
**Cases filed, determined and pending 2016-2020**

	Year				
	2016	2017	2018	2019	2020
Filed	6 071	5 944	6 208	6 787	6 982
Determined	6 358	6 008	6 318	6 588	6 781
Cases in which leave to appeal is granted	117	137	143	119	135
Cases in which leave to appeal is not granted	5 121	4 945	5 350	5 575	5 934
Cases not requiring leave to appeal	1 120	929	825	894	712
Pending at the end of the year	833	768	656	843	1 041




**Table 1.19**  
**The Supreme Court**  
**Cases determined 2020**

	Criminal cases	Civil Cases	Other cases	Total
Cases in which leave to appeal is granted	32	26	77	135
Cases in which leave to appeal is not granted	2 120	191	3 623	5 934
Cases not requiring leave to appeal	4	2	706	712
<b>Total</b>	<b>2 156</b>	<b>219</b>	<b>4 406</b>	<b>6 781</b>

 Sveriges officiella statistik

**Table 1.20**  
**The Supreme Court**  
**Frequency of appeal 2016-2020, percentage of cases appealed from courts of appeal to the Supreme Court**


	Year				
	2016	2017	2018	2019	2020
Criminal cases	20%	21%	20%	21%	22%
Civil cases	13%	10%	11%	10%	8%
Criminal and civil cases	18%	18%	18%	19%	19%
<b>Total</b>	<b>18%</b>	<b>18%</b>	<b>18%</b>	<b>19%</b>	<b>22%</b>

 Sveriges officiella statistik

**Table 1.21**  
**The Supreme Court**  
**Performance of the time targets set by the Supreme Court 2018-2020<sup>1</sup>**

	Median (months)				75th percentile (months)			
	Target	Result			Target	Result		
		2018	2019	2020		2018	2019	2020
Cases which have been given a decision about leave to appeal during given year	1,0	0,9	1,0	1,4	3,0	2,5	2,6	2,6
Cases determined which have been granted leave to appeal	12,0	9,3	8,2	10,8	18,0	13,7	14,7	17,2
Cases determined not requiring leave to appeal (extraordinary cases)	3,0	2,3	1,4	2,2	12,0	9,6	8,0	8,8

<sup>1</sup> Excluding priority cases (criminal cases involving a detained person or a defendant under 18 years of age)

 Sveriges officiella statistik

## **2. Cases at the general administrative courts**

### **The work of the general administrative courts**

The administrative courts handle cases relating to disputes between individuals and public authorities and are arranged under a three-tier system. The first court tier is the administrative court, the second is the administrative court of appeal, and the third and highest is the Supreme Administrative Court. There are twelve administrative courts and four administrative courts of appeal. On 15 February 2010, the former 23 County Administrative Courts were reorganized to 12 Administrative Courts. At the administrative courts in Stockholm, Gothenburg, Malmö and Luleå, there are migration courts that hear alien and citizenship cases as the court of first instance, whilst the Migration Court of Appeal is attached to the Administrative Court of Appeal in Stockholm and is the highest instance for such cases.

The Government has set up operating targets for administrative courts and administrative courts of appeal while the Supreme Administrative Court, in consultation with the Swedish National Courts Administration, sets its own operational targets. These targets are measured as turnaround times for determined cases. The median value is defined as the middle of the turnaround time and the 75th percentile and the 90th percentile indicate how long it takes to determine 75 % as well as 90 % of the cases.

For the operating targets at the administrative courts and administrative courts of appeal priority cases are excluded. These are cases relating to compulsory psychiatric care (LPT) and forensic psychiatric care (LRV), cases under the Care of Young Persons Act (LVU) as well as cases covered by Compulsory Care for Substance Abusers Act (LVM).

### **The administrative courts**

The administrative courts hear appeals against decisions by an administrative authority or decisions submitted to it by such an authority. They are staffed by judges, law clerks, officials who present the cases and administrative staff. At these courts, lay judges often take part in the judicial process.

Tax cases are among the case categories handled by administrative courts following referral when a decision by the tax authorities is appealed. The decisions in question could refer to income assessment or value-added tax.

Certain decisions by a municipal social welfare committee, such as decisions regarding income support, can be appealed to an administrative court. These are shown under the heading 'Cases involving the Social Services Act'.

Social insurance cases involve appeals against decisions by the Social Insurance Agency on matters such as the right to compensation for occupational injuries, sickness benefit, parental payments or car subsidies for the disabled.

In cases that fall under the Care of Young Persons Act (LVU), the court examines whether children or young persons up to eighteen years of age, in certain cases twenty, can be made subject to a compulsory care and protection order outside their parental home.

In cases covered by Compulsory Care for Substance Abusers Act (LVM), the court must decide, following an application from the social welfare committee,

whether such individuals should receive medical treatment for their abuse even if they withhold consent.

The administrative courts also examine issues relating to compulsory psychiatric care and in other psychiatric care cases. The court must decide whether a person is in need of such care, whether a term of compulsory psychiatric care should be extended or whether forensic psychiatric care should be terminated. In such cases the senior consultant involved makes an application to the administrative court, which can also examine various issues following an appeal by the patient. This could, for example, involve deciding whether compulsory care should be stopped or whether a patient should be allowed a period of leave outside the treatment unit.

Administrative courts also handle cases relating to public procurement (LOU) and the Utilities Procurement Act (LUF). LUF regulates procurement for entities operating in the water, energy, transport and postal services sectors.

Migration cases involve appeals against decisions mainly made by the Migration Board and could relate to asylum, e.g. a residence permit for a refugee, or Swedish citizenship.

Other cases at the administrative court may relate to the Animal Welfare Act, licences to serve alcoholic beverages and testing the legality of the Local Government Act. Since Sweden joined the EU, cases involving EU legislation also arise. Mention can be made, for example, of cases relating to certain agricultural subsidies.

### **Case determination at the administrative courts**

In accordance with the general rule at an administrative court, a legally trained judge and three lay judges adjudicate. In certain matters falling under the Local Government Act two special members participate whilst in property assessment cases a member who has valuation skills may take part. A large number of cases are also determined by a single judge.

Law clerks also serve in the administrative courts and after a certain period of service they are usually appointed to adjudicate regularly in less complicated cases concerning for example driving licenses.

As a rule, proceedings are in writing although they may include an oral hearing if it can be assumed to be of benefit to the enquiry or could expedite a decision in the case. If an individual party who is presenting the case requests an oral hearing, this should be granted unless it is deemed unnecessary. In certain cases, e.g., the provision of care for young people or substance abusers, an oral hearing takes place unless it is clearly unnecessary. If, in such cases, an individual party requests such a hearing it should always be granted.

If the plaintiffs are dissatisfied they can lodge an appeal with an administrative court of appeal.

### **The administrative courts of appeal**

The administrative courts of appeal examine cases appealed from the administrative courts.

Many cases require the administrative court of appeal to grant leave to appeal for the appeal to be heard. It may be granted only if it is of importance in guiding the application of the law (precedent) or if there are pressing reasons to hear an appeal (extraordinary leave). Regarding alien and citizenship cases certain rules are applied.

The administrative court of appeal is the first instance in what are termed secrecy cases, which relate to the right to view the contents of a public document.

### **Case determination at the administrative courts of appeal**

In accordance with the general rule three legally trained judges adjudicate at the administrative court of appeal. In certain cases they are joined by two lay judges or special members. The question of leave to appeal is decided by two legally trained judges if their decision is unanimous, or by three if it is not.

As a rule, proceedings are in writing. An oral hearing may be included in the proceedings if it can be assumed to be of benefit to the inquiry or if it could expedite the hearing of the case. If an individual party to the case requests an oral hearing, this should be granted unless it is deemed unnecessary. In certain cases, e.g. the provision of care for young people or substance abusers, an oral hearing is held unless it is clearly unnecessary. If, in such cases, an individual party requests such a hearing it should always be granted.

### **The Supreme Administrative Court**

This is the highest general administrative court and examines cases appealed from one of the four administrative courts of appeal. It also examines appeals from the Council for Advance Tax Rulings and the Patent Appeals Board. The majority of appeals at this level require leave to appeal, which is granted only if it could be of importance as a precedent, i.e. provides guidance on how other similar cases are to be determined, or if there are pressing reasons to do so. Only a small percentage of the cases referred to the Supreme Administrative Court of Appeal are granted leave to appeal. The Chancellor of Justice (JK) and the Parliamentary Ombudsman (JO) do not require this in cases of a disciplinary offence or revocation or restriction of the right to work as a doctor or other medical professional within the healthcare system. Nor does the Chancellor of Justice require leave to appeal in cases concerning the law of collection of debts.

The members of this court are called justices and when the facts of a case are to be examined five justices usually take part. The case may also be determined by the court in a full plenary session. Questions regarding leave to appeal are generally decided by one up to three justices.

Proceedings are as a rule in writing and an oral hearing may be included if it can be assumed to be of benefit to the inquiry or if it could expedite the hearing of the case.

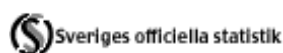
**Table 2.1**  
**Administrative courts**  
**Cases filed, determined and pending 2016-2020**

	Year				
	2016	2017	2018	2019	2020
<b>Cases filed</b>					
Tax cases	11 792	10 403	10 686	9 062	7 697
Congestion charge cases	476	456	681	566	328
Social insurance cases	11 895	18 241	18 636	18 242	17 489
Cases relating to the Social Services Act	24 630	26 133	27 950	30 434	33 517
Psychiatric care cases	13 987	13 475	14 109	14 511	14 633
LVU cases	4 490	4 674	4 835	5 280	5 401
LVM cases	1 402	1 383	1 300	1 285	1 253
LOU cases	4 188	3 278	2 850	3 111	3 594
Quantitative cases <sup>1</sup>	9 095	9 039	9 560	10 273	10 618
Migration cases	39 929	53 205	50 771	57 645	70 110
Other cases	21 998	22 895	25 476	26 351	27 119
<b>Total</b>	<b>143 882</b>	<b>163 182</b>	<b>166 854</b>	<b>176 760</b>	<b>191 759</b>
<b>Cases determined</b>					
Tax cases	12 672	10 873	9 873	9 386	8 032
Congestion charge cases	446	434	638	625	352
Social insurance cases	12 813	12 713	17 347	16 165	18 356
Cases relating to the Social Services Act	23 049	24 855	26 968	29 710	34 117
Psychiatric care cases	13 881	13 425	14 108	14 561	14 594
LVU cases	4 400	4 681	4 793	5 212	5 368
LVM cases	1 391	1 390	1 298	1 280	1 252
LOU cases	3 716	3 672	2 862	3 024	3 616
Quantitative cases <sup>1</sup>	9 981	8 995	9 284	9 908	10 990
Migration cases	31 313	44 084	51 267	64 543	70 623
Other cases	20 799	21 714	23 410	25 641	28 886
<b>Total</b>	<b>134 461</b>	<b>146 836</b>	<b>161 848</b>	<b>180 055</b>	<b>196 186</b>



	Year				
	2016	2017	2018	2019	2020
<b>Cases pending</b>					
Tax cases	5 571	5 069	5 912	5 622	5 309
Congestion charge cases	66	86	129	70	46
Social insurance cases	5 904	11 360	12 647	14 711	13 907
Cases relating to the Social Services Act	6 540	7 673	8 664	9 389	8 819
Psychiatric care cases	359	342	339	283	316
LVU cases	661	645	687	756	792
LVM cases	63	50	52	57	58
LOU cases	1 177	764	760	858	854
Quantitative cases <sup>1</sup>	1 877	1 895	2 166	2 519	2 188
Migration cases	12 139	21 061	20 835	14 128	13 652
Other cases	8 872	10 019	12 094	12 941	11 334
<b>Total</b>	<b>43 229</b>	<b>58 964</b>	<b>64 285</b>	<b>61 334</b>	<b>57 275</b>

<sup>1</sup> Quantitative cases: real estate assessment, national registration, correctional treatment, driving licence and study allowances.



**Table 2.2**  
**Administrative courts**  
**Cases filed, determined and pending in 2020**

Administrative courts	Case category	Filed cases	Determined cases	Pending cases
	<b>Total</b>	<b>6 404</b>	<b>6 461</b>	<b>2 534</b>
	Tax cases	554	719	539
	Congestion charge cases	4	6	2
	Social insurance cases	925	929	665
	Cases relating to the Social Services Act	1 415	1 396	409
<b>Falun</b>	Psychiatric care cases	771	772	18
	LVU cases	310	291	61
	LVM cases	134	135	4
	LOU cases	430	387	95
	Quantitative cases <sup>1</sup>	530	523	150
	Other cases	1 331	1 303	591
	<b>Total</b>	<b>27 799</b>	<b>28 274</b>	<b>11 555</b>
	Tax cases	981	788	733
	Congestion charge cases	49	45	9
<b>Gothenburg</b>	Social insurance cases	2 317	2 164	2 251
	Cases relating to the Social Services Act	4 967	5 320	734
	Psychiatric care cases	2 498	2 513	61
	LVU cases	908	885	126
	LVM cases	210	209	10

	LOU cases	422	398	71
	Quantitative cases <sup>1</sup>	1 392	1 303	375
	Migration cases	10 906	11 245	5 843
	Other cases	3 149	3 404	1 342
	<b>Total</b>	<b>5 569</b>	<b>7 297</b>	<b>2 589</b>
	Tax cases	213	233	239
	Congestion charge cases	0	6	0
	Social insurance cases	818	1 323	749
	Cases relating to the Social Services Act	701	884	173
<b>Härnösand</b>	Psychiatric care cases	975	982	12
	LVU cases	186	180	27
	LVM cases	76	75	4
	LOU cases	75	79	13
	Quantitative cases <sup>1</sup>	553	777	85
	Other cases	1 972	2 758	1 287
	<b>Total</b>	<b>7 627</b>	<b>7 605</b>	<b>3 075</b>
	Tax cases	299	436	168
	Congestion charge cases	9	12	2
	Social insurance cases	1 327	1 140	1 017
	Cases relating to the Social Services Act	2 125	2 101	857
<b>Jönköping</b>	Psychiatric care cases	987	976	30
	LVU cases	422	425	70
	LVM cases	93	93	3
	LOU cases	155	160	43
	Quantitative cases <sup>1</sup>	814	787	229
	Other cases	1 396	1 475	656
	<b>Total</b>	<b>7 600</b>	<b>7 668</b>	<b>2 628</b>
	Tax cases	284	327	188
	Congestion charge cases	7	12	1
	Social insurance cases	1 025	1 148	556
	Cases relating to the Social Services Act	2 392	2 363	617
<b>Karlstad</b>	Psychiatric care cases	479	476	18
	LVU cases	429	429	82
	LVM cases	93	95	6
	LOU cases	196	197	99
	Quantitative cases <sup>1</sup>	819	834	207
	Other cases	1 876	1 787	854
	<b>Total</b>	<b>11 500</b>	<b>11 346</b>	<b>4 404</b>
	Tax cases	1 258	1 217	541
	Congestion charge cases	8	13	0
	Social insurance cases	1 059	961	1 113
	Cases relating to the Social Services Act	3 731	3 550	950
<b>Linköping</b>	Psychiatric care cases	1 464	1 458	23
	LVU cases	448	448	56
	LVM cases	117	113	9
	LOU cases	267	246	83

	Quantitative cases <sup>1</sup>	867	927	177	
	Other cases	2 281	2 413	1 452	
	<b>Total</b>	<b>5 202</b>	<b>5 573</b>	<b>1 464</b>	
<b>Luleå</b>	Tax cases	115	142	65	
	Congestion charge cases	0	1	0	
	Social insurance cases	458	581	194	
	Cases relating to the Social Services Act	340	334	109	
	Psychiatric care cases	540	541	4	
	LVU cases	115	107	20	
	LVM cases	56	56	1	
	LOU cases	58	55	13	
	Quantitative cases <sup>1</sup>	348	368	40	
	Migration cases	2 566	2 670	844	
	Other cases	606	718	174	
		<b>Total</b>	<b>60 286</b>	<b>61 702</b>	<b>10 228</b>
	<b>Malmö</b>	Tax cases	981	1 181	525
		Congestion charge cases	16	16	1
Social insurance cases		2 252	2 386	1 855	
Cases relating to the Social Services Act		5 367	5 644	1 214	
Psychiatric care cases		1 592	1 582	27	
LVU cases		772	764	95	
LVM cases		135	138	4	
LOU cases		892	987	181	
Quantitative cases <sup>1</sup>		1 482	1 541	280	
Migration cases		43 779	44 273	4 762	
Other cases		3 018	3 190	1 284	
		<b>Total</b>	<b>41 662</b>	<b>42 131</b>	<b>9 855</b>
<b>Stockholm</b>		Tax cases	2 181	2 234	1 436
		Congestion charge cases	217	214	28
	Social insurance cases	4 419	4 780	2 684	
	Cases relating to the Social Services Act	7 258	7 533	1 089	
	Psychiatric care cases	2 535	2 534	53	
	LVU cases	924	905	129	
	LVM cases	146	148	5	
	LOU cases	535	543	131	
	Quantitative cases <sup>1</sup>	2 139	2 164	191	
	Migration cases	12 859	12 435	2 203	
	Other cases	8 449	8 641	1 906	
		<b>Total</b>	<b>2 750</b>	<b>3 092</b>	<b>775</b>
	<b>Umeå</b>	Tax cases	97	110	52
		Social insurance cases	614	778	349
Cases relating to the Social Services Act		607	607	114	
Psychiatric care cases		394	398	4	
LVU cases		102	107	11	
LVM cases		23	23	1	
LOU cases		80	89	9	

	Quantitative cases <sup>1</sup>	263	301	56
	Other cases	570	679	179
	<b>Total</b>	<b>9 352</b>	<b>8 918</b>	<b>5 077</b>
	Tax cases	364	332	568
	Congestion charge cases	11	17	1
	Social insurance cases	1 250	1 246	1 464
	Cases relating to the Social Services Act	3 144	2 859	1 620
<b>Uppsala</b>	Psychiatric care cases	1 474	1 446	49
	LVU cases	456	480	62
	LVM cases	90	84	9
	LOU cases	226	198	71
	Quantitative cases <sup>1</sup>	895	920	264
	Other cases	1 442	1 336	969
	<b>Total</b>	<b>6 008</b>	<b>6 119</b>	<b>3 091</b>
	Tax cases	370	313	255
	Congestion charge cases	7	10	2
	Social insurance cases	1 025	920	1 010
	Cases relating to the Social Services Act	1 470	1 526	933
<b>Växjö</b>	Psychiatric care cases	924	916	17
	LVU cases	329	347	53
	LVM cases	80	83	2
	LOU cases	258	277	45
	Quantitative cases <sup>1</sup>	516	545	134
	Other cases	1 029	1 182	640

<sup>1</sup> Quantitative cases: real estate assessment, national registration, correctional treatment, driving licence and study allowances.

**Table 2.3**

**Administrative courts, migration cases**

**Cases filed, determined and pending, migration cases 2016-2020**

	Year				
	2016	2017	2018	2019	2020
<b>Cases filed</b>					
Removal cases asylum	13 478	21 189	16 897	10 879	11 444
- of which unaccompanied minors	724	838	503	152	140
- of which after new adjudication according to chapter 12 §19	400	271	472	854	968
- of which other removal cases asylum	12 354	20 080	15 922	9 873	10 336
Immediate enforcement	2 976	1 241	1 182	870	815
Residence permit, Removal cases, not asylum, Status declarations	11 672	17 367	16 939	13 087	13 562
- of which residence permits	6 401	10 763	12 583	9 188	9 300
- of which removal cases, not asylum	1 868	3 483	2 720	2 573	3 202
- of which status declarations	3 403	3 121	1 636	1 326	1 060
Enforcement cases	900	1 352	2 689	2 738	2 640
Citizenship cases	1 176	1 248	1 258	1 847	2 570
Entry visa cases	5 654	6 103	6 714	9 188	1 864
Other migration cases	4 072	4 705	5 092	19 036	37 215
<b>Total migration cases</b>	<b>39 928</b>	<b>53 205</b>	<b>50 771</b>	<b>57 645</b>	<b>70 110</b>

**Cases determined**

Removal cases asylum	8 268	14 236	17 423	17 143	12 043
- of which unaccompanied minors	584	740	733	154	142
- of which after new adjudication according to chapter 12 §19	325	317	357	776	835
- of which other removal cases asylum	7 359	13 179	16 333	16 213	11 066
Immediate enforcement	2 983	1 245	1 196	863	824
Residence permit, Removal cases, not asylum, Status declarations	8 910	15 683	16 851	14 339	12 871
- of which residence permits	5 416	9 557	11 899	10 171	8 646
- of which removal cases, not asylum	1 581	2 404	3 157	2 644	2 948
- of which status declarations	1 913	3 722	1 795	1 524	1 277
Enforcement cases	885	1 298	2 658	2 779	2 652
Citizenship cases	1 151	1 173	1 205	1 684	2 515
Entry visa cases	5 413	6 000	6 699	9 244	2 214
Other migration cases	3 702	4 449	5 235	18 491	37 504
<b>Total migration cases</b>	<b>31 312</b>	<b>44 084</b>	<b>51 267</b>	<b>64 543</b>	<b>70 623</b>

	Year				
	2016	2017	2018	2019	2020
<b>Cases pending</b>					
Removal cases asylum	6 490	13 368	13 029	6 911	6 344
- of which unaccompanied minors	188	271	29	26	23
- of which after new adjudication according to chapter 12 §19	102	50	169	257	392
- of which other removal cases asylum	6 200	13 047	12 831	6 628	5 929
Immediate enforcement	38	32	19	26	22
Residence permit, Removal cases, not asylum, Status declarations	4 451	6 059	6 216	5 001	5 702

- of which residence permits	2 198	3 368	4 101	3 136	3 802
- of which removal cases, not asylum	617	1 685	1 265	1 211	1 463
- of which status declarations	1 636	1 006	850	654	437
Enforcement cases	32	85	116	70	57
Citizenship cases	192	265	318	481	536
Entry visa cases	399	452	465	407	57
Other migration cases	537	800	672	1 232	934
<b>Total migration cases</b>	<b>12 139</b>	<b>21 061</b>	<b>20 835</b>	<b>14 128</b>	<b>13 652</b>

**Table 2.4**  
**Administrative courts**  
**Cases determined 2016-2020**

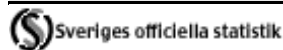
	Year				
	2016	2017	2018	2019	2020
Percentage of priority cases <sup>1</sup>	19%	19%	18%	18%	17%
Percentage of cases determined following an oral hearing <sup>2</sup>	14,5%	14,0%	13,7%	13,5%	11,2%
Percentage of migration cases determined with oral proceeding	8%	10%	11%	9%	4%
Percentage of cases excluding migration cases determined following an oral hearing	17%	16%	16%	16%	15,1%
Percentage of cases determined by a single judge	63,1%	63,6%	64,4%	68,9%	72,0%
Percentage of cases determined by a judge and lay judges	36,6%	36,2%	35,4%	31,0%	27,9%
Percentage of cases determined with a different composition	0,3%	0,2%	0,2%	0,1%	0,1%
Percentage of cases determined through a judgment	87,2%	87,1%	86,5%	85,9%	87,9%
Percentage of cases determined following a decision	12,8%	12,9%	13,5%	14,1%	12,1%

<sup>1</sup>Priority cases: cases relating to compulsory psychiatric care (LPT) and forensic psychiatric care (LRV), cases under the Care of Young Persons Act (LVU) as well as cases covered by Compulsory Care for Substance Abusers Act (LVM).

<sup>2</sup>A change was made in this calculation beginning from year 2019.

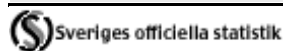
**Table 2.5**  
**Administrative courts**  
**Performance of the time targets set by the government 2018-2020**

Court	Total excluding priority and migration cases		
	75th percentile (months)		
	Target is 6 months		
	2018	2019	2020
Falun	8,1	8,4	9,5
Gothenburg	6,6	7,8	6,8
Härnösand	13,3	13,3	15,1
Jönköping	8,2	8,3	9,3
Karlstad	6,4	7,1	7,3
Linköping	5,9	6,3	7,8
Luleå	5,6	7,3	8,1
Malmö	6,5	7,2	7,7
Stockholm	5,5	5,8	5,2
Umeå	6,6	9,1	7,9
Uppsala	8,7	9,2	10,3
Växjö	8,4	10,8	12,1
<b>Total</b>	<b>6,8</b>	<b>7,7</b>	<b>8,1</b>



**Tabell 2.6**  
**Administrative courts (migration cases)**  
**Performance of the time targets set by the government, migration cases 2018-2020**

Court	Removal cases, unaccompanied minors			Other removal cases			Enforcement cases			Other migration cases		
	90th percentile			90th percentile			90th percentile			90th percentile		
	Target is 2 months			Target is 4 months			Target is 1 month			Target is 5 months		
	2018	2019	2020	2018	2019	2020	2018	2019	2020	2018	2019	2020
Gothenburg	6,3	5,0	4,7	17,2	23,8	27,9	1,5	1,8	1,6	8,9	10,2	16
Luleå	3,7	7,6	4,6	8,4	12,7	11,7	0,7	1,0	0,5	6,5	7,5	7,2
Malmö	5,6	12,7	3,6	12,6	18,1	20,3	0,7	0,7	0,7	9,1	5,8	3
Stockholm	4,3	2,9	4,5	9,6	10,9	5,9	0,9	0,8	0,7	4,6	4,0	2,7
<b>Total</b>	<b>5,2</b>	<b>5,0</b>	<b>4,6</b>	<b>13,1</b>	<b>20,8</b>	<b>22,8</b>	<b>1,0</b>	<b>1,0</b>	<b>0,9</b>	<b>8,2</b>	<b>6,7</b>	<b>4,4</b>



**Table 2.7**  
**Administrative courts of appeal**  
**Cases filed, determined and pending in 2016-2020**

	Year				
	2016	2017	2018	2019	2020
<b>Cases filed</b>					
Tax cases	4 549	3 432	2 906	2 828	2 521
Congestion charge cases	73	60	76	101	42
Social insurance cases	4 188	3 096	6 313	5 618	4 904
Cases relating to the Social Services Act	2 080	2 146	2 072	2 126	2 353
Psychiatric care cases	1 544	1 528	1 744	1 889	2 116
LVU cases	1 796	1 977	2 259	2 463	2 718
LVM cases	313	324	349	370	368
LOU cases	795	925	676	513	778
Quantitative cases <sup>1</sup>	1 560	1 268	1 180	1 418	1 616
Migration cases	11 279	17 729	21 919	20 191	16 352
Other cases	5 904	6 332	6 107	7 024	7 269
<b>Total</b>	<b>34 081</b>	<b>38 817</b>	<b>45 601</b>	<b>44 541</b>	<b>41 037</b>
<b>Cases determined</b>					
Tax cases	4 830	4 415	3 188	2 893	2 863
Congestion charge cases	59	72	64	116	44
Social insurance cases	3 276	7 970	3 175	3 914	8 863
Cases relating to the Social Services Act	2 178	2 152	1 978	2 248	2 262
Psychiatric care cases	1 572	1 532	1 719	1 858	2 081
LVU cases	1 788	1 958	2 206	2 426	2 598
LVM cases	309	331	331	370	370
LOU cases	736	938	742	536	742
Quantitative cases <sup>1</sup>	1 386	1 473	1 225	1 446	1 442
Migration cases	10 684	17 372	21 738	20 576	16 622
Other cases	6 182	6 532	5 901	6 780	7 213
<b>Total</b>	<b>33 000</b>	<b>44 745</b>	<b>42 267</b>	<b>43 163</b>	<b>45 100</b>
<b>Cases pending</b>					
Tax cases	3 293	2 307	2 023	1 955	1 616
Congestion charge cases	17	6	18	3	1
Social insurance cases	5 794	916	4 308	6 009	2 050
Cases relating to the Social Services Act	429	416	511	392	483
Psychiatric care cases	100	96	121	152	188
LVU cases	240	259	314	354	476
LVM cases	30	23	39	39	38
LOU cases	178	165	99	76	112
Quantitative cases <sup>1</sup>	484	277	233	204	380
Migration cases	1 389	1 672	1 858	1 476	1 208
Other cases	1 559	1 361	1 574	1 826	1 886
<b>Total</b>	<b>13 513</b>	<b>7 498</b>	<b>11 098</b>	<b>12 486</b>	<b>8 438</b>

<sup>1</sup> Quantitative cases: real estate assessment, national registration, correctional treatment, driving licence and study allowances.

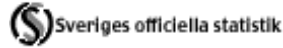


**Table 2.8**  
**Cases filed, determined and pending in 2020, individual administrative**  
**courts of appeal**

Administrative court of appeal	Case category	Filed cases	Determined cases	Pending cases
Gothenburg	<b>Total</b>	<b>7 939</b>	<b>8 226</b>	<b>1 825</b>
	Tax cases	701	889	309
	Congestion charge cases	9	11	0
	Social insurance cases	1 424	1 586	436
	Cases relating to the Social Services Act	849	818	189
	Psychiatric care cases	720	720	52
	LVU cases	1 064	1 008	190
	LVM cases	133	131	12
	LOU cases	356	353	19
	Quantitative cases <sup>1</sup>	460	475	61
	Other cases	2 223	2 235	557
	Jönköping	<b>Total</b>	<b>4 330</b>	<b>4 041</b>
Tax cases		374	327	278
Congestion charge cases		2	1	1
Social insurance cases		762	667	444
Cases relating to the Social Services Act		439	387	124
Psychiatric care cases		370	361	43
LVU cases		586	554	129
LVM cases		71	71	13
LOU cases		114	104	27
Quantitative cases <sup>1</sup>		295	296	37
Other cases		1 317	1 273	410
Stockholm		<b>Total</b>	<b>24 976</b>	<b>29 227</b>
	Tax cases	1 151	1 312	810
	Congestion charge cases	27	28	0
	Social insurance cases	1 790	5 806	632
	Cases relating to the Social Services Act	823	812	121
	Psychiatric care cases	703	691	42
	LVU cases	737	703	96
	LVM cases	71	76	2
	LOU cases	188	155	49
	Quantitative cases <sup>1</sup>	447	413	73
	Migration cases	16 352	16 622	1 208
	Other cases	2 687	2 609	608
Sundsvall	<b>Total</b>	<b>3 792</b>	<b>3 606</b>	<b>1 466</b>
	Tax cases	295	335	219
	Congestion charge cases	4	4	0
	Social insurance cases	928	804	538
	Cases relating to the Social Services Act	242	245	49
	Psychiatric care cases	323	309	51

LVU cases	331	333	61
LVM cases	93	92	11
LOU cases	120	130	17
Quantitative cases <sup>1</sup>	414	258	209
Other cases	1 042	1 096	311

<sup>1</sup> Quantitative cases: real estate assessment, national registration, correctional treatment, driving licence and study allowances.



**Table 2.9**  
**Administrative Court of Appeal in Stockholm (migration cases)**  
**Cases filed, determined and pending, migration cases in 2016-2020**

	Year				
	2016	2017	2018	2019	2020
<b>Cases filed</b>					
Removal cases asylum	6 375	10 285	12 403	10 531	8 358
- of which unaccompanied minors	345	481	587	115	119
- of which after new adjudication according to chapter 12 §19	175	209	226	485	616
- of which other removal cases asylum	5 855	9 595	11 590	9 931	7 623
Immediate enforcement	68	46	50	40	60
Residence permit, Removal cases, not asylum, Status declarations	2 520	4 442	5 381	4 770	4 081
- of which residence permits	1 488	2 557	3 438	2 781	2 527
- of which removal cases, not asylum	627	888	1 279	1 084	1 084
- of which status declarations	405	997	664	905	470
Enforcement cases	380	611	1 251	1 424	1 262
Citizenship cases	181	179	162	255	416
Entry visa cases	501	417	478	752	269
Other migration cases	1 152	1 553	1 953	2 234	1 763
Extraordinary remedies	102	196	241	185	143
<b>Total migration cases</b>	<b>11 279</b>	<b>17 729</b>	<b>21 919</b>	<b>20 191</b>	<b>16 352</b>

	Year				
	2016	2017	2018	2019	2020
<b>Cases determined</b>					
Removal cases asylum	5 925	10 149	12 291	10 704	8 560
- of which unaccompanied minors	324	485	602	127	123
- of which after new adjudication according to chapter 12 §19	165	216	203	460	601
- of which other removal cases asylum	5 436	9 448	11 486	10 117	7 836
Immediate enforcement	73	45	50	41	57
Residence permit, Removal cases, not asylum, Status declarations	2 428	4 226	5 360	5 004	4 067
- of which residence permits	1 501	2 362	3 379	2 976	2 491
- of which removal cases, not asylum	592	855	1 307	1 115	1 072
- of which status declarations	335	1 009	674	913	504
Enforcement cases	373	599	1 207	1 419	1 290
Citizenship cases	177	196	153	249	398
Entry visa cases	495	411	469	749	297

Other migration cases	1 111	1 563	1 953	2 224	1 810
Extraordinary remedies	102	183	255	186	143
<b>Total migration cases</b>	<b>10 684</b>	<b>17 372</b>	<b>21 738</b>	<b>20 576</b>	<b>16 662</b>

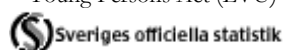
<b>Cases pending</b>					
Removal cases asylum	897	986	1 100	918	712
- of which unaccompanied minors	46	40	25	13	9
- of which after new adjudication according to chapter 12 §19	18	11	34	59	74
- of which other removal cases asylum	833	935	1 041	846	629
Immediate enforcement	2	3	3	2	5
Residence permit, Removal cases, not asylum, Status declarations	340	540	556	332	348
- of which residence permits	143	327	383	189	224
- of which removal cases, not asylum	102	134	105	74	85
- of which status declarations	95	79	68	69	39
Enforcement cases	18	29	73	79	52
Citizenship cases	26	8	16	22	40
Entry visa cases	19	24	33	35	8
Other migration cases	75	57	65	77	31
Extraordinary remedies	12	25	12	11	12
<b>Total migration cases</b>	<b>1 389</b>	<b>1 672</b>	<b>1 858</b>	<b>1 476</b>	<b>1 208</b>

**Table 2.10**  
**Administrative<sup>1</sup> Courts of Appeal**  
**Cases determined 2016-2020**

	Year				
	2016	2017	2018	2019	2020
<b>Determined</b>	<b>22 312</b>	<b>27 373</b>	<b>20 529</b>	<b>22 587</b>	<b>28 478</b>
Cases where leave to appeal is granted	2 534	6 310	2 069	2 035	2 972
Cases where leave to appeal is not granted	9 502	9 723	8 892	10 847	15 755
Cases not requiring leave to appeal	10 276	11 340	9 568	9 705	9 751
Percentage of cases determined with oral proceeding	10%	8%	10%	9%	7%
Percentage of priority cases <sup>2</sup>	16%	14%	21%	21%	18%

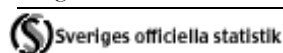
<sup>1</sup> Excluding migration cases.

<sup>2</sup> Priority cases: cases relating to compulsory psychiatric care (LPT) and forensic psychiatric care (LRV), cases under the Care of Young Persons Act (LVU) as well as cases covered by Compulsory Care for Substance Abusers Act (LVM).



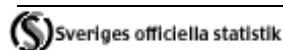
**Table 2.11**  
**Administrative Courts of Appeal**  
**Frequency of appeal and amendment 2016-2020**

	Year				
	2016	2017	2018	2019	2020
Frequency of appeal excluding migration cases	22%	21%	21%	21%	20%
Frequency of amendment excluding migration cases	15%	27%	13%	12%	12%
Frequency of appeal in migration cases	36%	40%	43%	31%	23%
Frequency of amendment in migration cases	0,8%	0,9%	0,5%	0,6%	0,6%




**Table 2.12**  
**Administrative Courts of Appeal**  
**Turnaround time for removal cases (migration), 2018-2020**

	Year		
	2018	2019	2020
Average turnaround time for removal cases, migration (months)	0,9	1,0	1,1




**Table 2.13**  
**Administrative Courts of Appeal**  
**Performance of the time targets set by the government 2018-2020**

	Total excluding priority and migration cases		
	75th percentile, Target is 6 months		
Administrative court of appeal	2018	2019	2020
Gothenburg	5,2	5,4	5,8
Jönköping	6,8	5,6	6,2
Stockholm	5,5	5,8	16,6
Sundsvall	3,9	4,9	6,9
<b>Total</b>	<b>5,3</b>	<b>5,4</b>	<b>8,7</b>

 Sveriges officiella statistik

**Table 2.14**  
**Administrative Court of Appeal in Stockholm, migration cases**  
**Performance of the time targets set by the government, migration cases**  
**2018-2020**

90th percentile	Target	2018	2019	2020
Total migration cases	2,0	1,4	1,6	1,8

 Sveriges officiella statistik


**Table 2.15**  
**The Supreme Administrative Court**  
**Cases filed, determined and pending 2016-2020**

	Year				
	2016	2017	2018	2019	2020
<b>Cases filed</b>					
Tax cases	1 704	1 873	1 232	1 242	1 060
Congestion charge cases	15	24	19	26	11
Social insurance cases	1 002	927	1 065	1 265	1 392
Cases relating to the Social Services Act	510	481	400	541	438
Psychiatric care cases	327	462	531	480	598
LVU cases	475	572	754	808	941
LVM cases	34	43	58	71	66
LOU cases	202	385	328	169	257
Quantitative cases <sup>1</sup>	382	479	424	282	330
Other cases	2 343	2 340	2 141	2 216	2 359
<b>Total</b>	<b>6 994</b>	<b>7 586</b>	<b>6 952</b>	<b>7 100</b>	<b>7 452</b>
<b>Cases determined</b>					
Tax cases	1 715	1 449	1 756	1 146	1 163
Congestion charge cases	16	19	21	27	13
Social insurance cases	948	1 045	991	1 442	1 234
Cases relating to the Social Services Act	478	463	419	530	456
Psychiatric care cases	318	441	538	461	554
LVU cases	508	537	745	763	918
LVM cases	34	43	57	66	63
LOU cases	151	350	353	238	245
Quantitative cases <sup>1</sup>	406	493	410	312	320
Other cases	2 333	2 326	2 353	2 189	2 238
<b>Total</b>	<b>6 907</b>	<b>7 166</b>	<b>7 643</b>	<b>7 174</b>	<b>7 204</b>
<b>Cases pending</b>					
Tax cases	481	899	378	475	372
Congestion charge cases	-	5	3	2	0
Social insurance cases	408	290	363	186	344
Cases relating to the Social Services Act	97	115	98	108	90
Psychiatric care cases	29	50	43	62	106
LVU cases	47	82	88	133	156
LVM cases	3	3	4	9	12
LOU cases	88	123	98	29	41
Quantitative cases <sup>1</sup>	84	70	85	54	64
Other cases	755	770	551	579	685
<b>Total</b>	<b>1 992</b>	<b>2 407</b>	<b>1 711</b>	<b>1 637</b>	<b>1 870</b>

<sup>1</sup> Quantitative cases: real estate assessment, national registration, correctional treatment, driving licence and study allowances.


**Table 2.16**  
**The Supreme Administrative Court**  
**Cases determined in the Supreme Administrative Court 2016-2020**

	Year				
	2016	2017	2018	2019	2020
Cases where leave to appeal is granted	123	88	82	185	92
Cases where leave to appeal is not granted	6 243	6 535	7 047	6 484	6 752
Cases not requiring leave to appeal	541	543	514	505	360
<b>Determined</b>	<b>6 907</b>	<b>7 166</b>	<b>7 643</b>	<b>7 174</b>	<b>7 204</b>

 Sveriges officiella statistik


**Table 2.17**  
**The Supreme Administrative Court**  
**Frequency of appeal 2016-2020, percentage of cases appealed from administrative courts of appeal to the Supreme Administrative Court**

	Year				
	2016	2017	2018	2019	2020
Frequency of appeal	31%	28%	34%	31%	26%

 Sveriges officiella statistik

**Table 2.18**  
**The Supreme Administrative Court**  
**Performance of the time targets set by the Supreme Administrative Court 2018-2020**

90th percentile (months)	Target	2018	2019	2020
Time to make a decision about leave to appeal	6,0	7,4	6,2	5

 Sveriges officiella statistik

### **3. Matters dealt with at the Rent and Tenancy Tribunals**

#### **The work of the Rent and Tenancy Tribunals**

Rent Tribunals can mediate in disputes between landlords and tenants or between tenant associations and tenants if the parties themselves cannot reach agreement. Rent tribunals also examine certain rent and tenant issues and pronounce a decision that is binding on the parties. Rent tribunals also deal with matters that involve special administration of residential properties. The purchaser of a rental property may in certain cases require the consent of the tribunal to validate the purchase.

A rent tribunal normally consists of three members during a procedure. The tribunal is chaired by a rent tribunal judge whilst the other members represent different interest groups, of whom one is well versed in property management and the other in the situation of the tenants.

A tenancy tribunal has similar duties to a rent tribunal when it comes to applying legislation relating to leases. Its composition is also similar to that of the rent tribunal except that the members represent the interests of landowners and tenants.


Most of the decisions of a rent tribunal can be appealed to Svea Court of Appeal whilst certain leasehold matters can be appealed to the court of appeal within whose jurisdiction the leased property is located. Some of the decisions cannot be appealed.

There are eight rent and tenancy tribunals, they set their own operational targets in consultation with the Swedish National Courts Administration. These targets are measured as turnaround times for determined cases. The 75th percentile indicates how long it takes to determine 75 % of the cases.




**Table 3.1**  
**Rent and tenancy tribunals**  
**Matters filed, determined and pending 2016-2020**

	Year				
	2016	2017	2018	2019	2020
<b>Rent and Tenancy tribunals</b>					
Filed	40 046	41 940	41 535	42 185	40 259
Determined	38 049	43 835	40 639	42 349	39 861
Pending at the year-end	9 662	7 589	8 400	8 081	8 439
<b>- of which Tenancy tribunals</b>					
Filed	1 541	1 294	1 419	1 866	1 859
Determined	2 352	1 424	1 152	2 017	1 298
Pending at the year-end	975	842	1 107	691	1 264

 Sveriges officiella statistik

**Table 3.2**  
**Rent tribunals and tenancy tribunals**  
**Matters determined according to category 2016-2020**

	Year				
	2016	2017	2018	2019	2020
<b>Rent tribunals</b>					
Mediation or arbitration in tenancy disputes	619	621	664	655	602
Unprotected tenancies	23 566	28 170	27 281	27 971	26 520
Extension of tenancy agreements	2 521	2 922	2 977	2 864	2 982
Court order to perform work, extension of time for work	374	370	392	360	344
Amendment of tenancy terms	345	337	283	323	251
Mediation regarding security of tenure in non-residential property	4 136	4 427	4 255	4 546	4 200
Matters governed by the Rent Negotiation Act	1 314	2 690	377	420	518
Other matters	2 917	2 881	3 258	3 193	3 146
<b>Total</b>	<b>35 792</b>	<b>42 418</b>	<b>39 487</b>	<b>40 332</b>	<b>38 563</b>
<b>Tenancy tribunals</b>					
Agricultural leases	102	83	97	97	92
Residential leases	1 771	892	583	1 191	559
Other matters	483	449	472	729	647
<b>Total</b>	<b>2 356</b>	<b>1 424</b>	<b>1 152</b>	<b>2 017</b>	<b>1 298</b>

 Sveriges officiella statistik

**Table 3.3**  
**Rent and tenancy tribunals**  
**Performance of the time targets set by the government 2018-2020**

Rent and tenancy tribunal matters excluding premises waiver matters and commercial premises matters 75th percentile. Target is 4 months.			
Rent and tenancy tribunal	2018	2019	2020
Gothenburg	5,7	4,6	4,2
Jönköping	5,3	4,9	3,6
Linköping	3,8	3,1	2,7
Malmö	3,3	3,8	3,5
Stockholm	12,6	13,2	17,1
Sundsvall	8,5	3,3	2,9
Umeå	2,8	4,8	3,3
Västerås	3,7	4,7	5,8
<b>Total</b>	<b>6,9</b>	<b>5,1</b>	<b>6,3</b>