

COURT STATISTICS 2024

Official statistics of Sweden

TABLE OF CONTENTS

Court statistics 2024.....	1
Official statistics of Sweden.....	1
Introduction	4
Contents of this publication.....	4
Further legal statistics	4
Explanation of symbols.....	4
1. Cases and matters in the general courts.....	5
The work of the general courts	5
The District Courts.....	5
The Courts of appeal.....	6
The Supreme Court.....	7
Table 1.1 District courts development of cases and matters 2020–2024.....	8
Table 1.2a Development of cases and matters per district court in 2024	9
Table 1.2b Development of cases and matters at Land and environment courts 2020-2024.....	21
Table 1.2c Development of cases and matters at The Patent and Market Court 2020-2024.....	22
Table 1.3 District courts bankruptcy matters 2020–2024.....	22
Table 1.4 District courts determined cases following a main hearing 2020–2024.....	23
Table 1.5a District courts determined civil cases 2020–2024	23
Table 1.5b District courts determined civil cases 2020–2024.....	24
Table 1.6 District courts determined civil cases according to family law 2020–2024	24
Table 1.7a District courts determined criminal cases 2020–2024.....	25
Table 1.7b District courts ways of decision in determined criminal cases 2020–2024.....	26
Table 1.8 District courts turnaround times for criminal cases involving juveniles 2020–2024.....	26
Table 1.9 Courts of appeal development of cases 2020–2024.....	27
Table 1.10a Development of cases per Court of appeal in 2024.....	28
Table 1.10b Development of cases and matters at The Patent and Market Court of Appeal 2020-2024	28
Table 1.11 Courts of appeal determined cases 2020–2024.....	29
Table 1.12a Courts of appeal frequency of amendment in all cases in 2024.....	29
Table 1.12b Courts of appeal frequency of amendment in criminal cases in 2024.....	30
Table 1.13 Courts of appeal frequency of appeal from district courts 2020–2024.....	30
Table 1.14 Courts of appeal turnaround times for criminal cases involving juveniles 2020–2024.....	30
Table 1.15 The Supreme Court development of cases 2020–2024.....	31
Table 1.16 The Supreme Court leave to appeal in determined cases 2020–2024.....	31
Table 1.17 The Supreme Court leave to appeal in determined cases per case category, 2024.....	32
Table 1.18 The Supreme Court frequency of appeal from courts of appeal 2020–2024.....	32
Table 1.19 The Supreme Court development of priority cases 2020-2024.....	32
2. Cases at the general administrative courts	32
The work of the general administrative courts.....	33
The administrative courts	33
The Administrative courts of appeal.....	34
The Supreme Administrative Court	35
Table 2.1 Administrative courts development of cases 2020–2024.....	36
Table 2.2 Development of cases per administrative court in 2024.....	37
Table 2.3 Administrative courts, migration case development 2020–2024.....	40

Table 2.4 Administrative courts determined cases 2020–2024.....	42
Table 2.5 Administrative courts of appeal development of cases 2020–2024.....	43
Table 2.6 Case development per Administrative court of appeal in 2024.....	44
Table 2.7 Administrative Court of Appeal in Stockholm (migration case development) 2020–2024.....	45
Table 2.8 Administrative Courts of Appeal determined cases 2020-2024.....	47
Table 2.9 Administrative Courts of Appeal frequency of appeal and amendment 2020-2024.....	47
Table 2.10 The Supreme Administrative Court development of cases 2020–2024.....	48
Table 2.11 The Supreme Administrative Court leave to appeal 2020–2024.....	49
Table 2.12 The Supreme Administrative Court frequency of appeal 2020–2024.....	49
3. Matters dealt with at the Rent and Tenancy Tribunals	50
The work of the Rent and Tenancy Tribunals	50
Table 3.1 Rent and tenancy tribunals development of matters 2020–2024	51
Table 3.2 Rent and tenancy tribunals development of matters per tribunal 2020-2024.....	52
Appendix: Age percentage of pending cases.....	53
Appendix: Age percentage of pending matters at the Rent and Tenancy Tribunals¹.....	54
Appendix: Performance of the time targets – results of individual courts	55

Introduction

According to the Official Statistics Act (2001:99) official statistics must be made available to the general public and committees of enquiry and for research purposes. The Swedish National Courts Administration has been responsible for official statistics relating to the work of the courts since 2002. During the period 1993-2001 such statistics were produced by the Swedish National Council for Crime Prevention (BRÅ). In the early years, the provision of this statistical information was the responsibility of Statistics Sweden (SCB).

Court statistics comprise statistics for cases and matters at the general courts and general administrative courts as well as matters dealt with at the rent and tenancy tribunals. Usually data for the last five years are presented. Since 2004, certain statistical information has also been published for individual courts.

Contents of this publication

These statistics are divided into three chapters, each of which begins with a summary of the work of each court category. The first chapter presents statistics from the general courts, i.e. the district courts, the courts of appeal and the Supreme Court, whilst statistics from the general administrative courts, i.e., the administrative courts, administrative courts of appeal and the Supreme Administrative Court, are presented in the second chapter. The third chapter contains information about the rent and tenancy tribunals.

Age percentage of pending cases and performance of the time targets at individual courts is presented in appendices at the end.

Further legal statistics

In addition to the court statistics in this publication, further legal statistics are available from the Swedish National Council for Crime Prevention, the Prison and Probation Service and Statistics Sweden.

Explanation of symbols

- Nil

1. Cases and matters in the general courts

The work of the general courts

The general courts comprise the district court as the court of first instance, the court of appeal as the court of second instance and the Supreme Court as the court of third instance. At the beginning of the year there were forty-eight district courts and six courts of appeal.

The cases are counted as filed, determined and pending during each year. Pending cases are open cases that the court is working on.

The Government has set up operating targets for districts courts and courts of appeal while the Supreme Court, in consultation with the Swedish National Courts Administration, sets its own operational targets. These targets are measured as turnaround times for determined cases and are measured at the 75th percentile. This means that 75 percent of the cases should have the target turnaround time or less, and that 25 percent of the longest turnaround times are excluded.

In the case of criminal cases, the Government also requires reporting on the turnaround time for cases involving juveniles, where at least one prosecuted person is under 21 years. These turnaround times are measured both at the 75th percentile and at the median.

The District Courts

The principal task of the district courts is to adjudicate in *criminal* and *civil* cases.

Crime, in a legal sense, is an action that is punishable and the basic rules that apply to crimes are to be found in the Penal Code, which contains, for example, the rules applicable to crimes of violence and theft. Certain crimes, such as drug offences, tax crimes and traffic offences, are dealt with using special legislation. Many criminal cases contain an indictment, but in recent years the amount of cases without indictment has increased. These cases are less labour-intensive for the court and have often a positive impact on the turnover time.

The majority of disputes fall under either property law or family law. The former generally involve the inability of the parties to agree on the terms of a contract, e.g. in conjunction with a purchase where there is a dispute regarding the price agreed for a particular item, the lawful ownership of an object or liability for damages. A family law dispute could involve divorce proceedings, custody of children, child maintenance and paternity.

The district courts also consist of land and environment courts, which judge cases concerning *property*, cases relating to the *Planning and Building Act* and *environmental* cases. This means that the land and environment courts adjudicate in cases such as leasehold rights, environmentally hazardous activities, permits, compensation for expropriation, environmental damages, water operations etc. The Land and Environment Court of Appeal is located at the Svea Court of Appeal, to handle appealed cases from the land and environment courts.

The Swedish adjudication of intellectual property law, competition law and marketing law cases as well as matters are handled by the Patent and Market Court and the Patent and Market Court of Appeal. As a court of first instance, the Patent and Market Court is a division of Stockholm District Court. Judgments and decisions reached by the Patent and Market Court can be appealed to the Patent and Market Court of Appeal, which is a division of Svea Court of Appeal. They handle *criminal cases*, *civil cases* and *other cases* that are related to patent and market.

A number of matters are processed and determined by the district courts, such as *distrain cases*, which mainly consist of appeals against seizure orders, *debt management* and *bankruptcies*.

Determination of cases and matters in the district court

At a main hearing in a crime case, the general rule is that the court should consist of one legally trained judge and three lay judges.

Law clerks also serve in the district courts and after a certain period of service they are usually appointed to adjudicate regularly in less complicated cases such as traffic offences.

At a main hearing in a civil case, the general rule is that the court should consist of three legally trained judges, although there are several exceptions to this. In certain family law cases, the court consists of one legally trained judge and three lay judges. The court could even consist of a single legally trained judge in those instances where the hearing takes the form of a simplified procedure, if the parties have granted their consent or if the case is of a less complicated nature.

A case can be determined in different ways, such as through a judgement which is the court's decision on the issue in the case. It can also be determined through a decision, by which a court concludes its consideration of the case without a judgement. Examples of decisions are cancellations and rejections of cases. Both civil and criminal cases can in certain instances be determined on the basis of documentary evidence, whereby the court acquaints itself with the documents and written evidence presented.

Whilst many criminal cases are determined following a main hearing this is less common for the civil cases.

The district court also examines the question of compulsory powers in criminal cases, such as when a public prosecutor asks for a suspect to be remanded in custody. In a custody hearing the court decides whether the suspect will be detained or released.

As a rule, district court judgments can be appealed to a court of appeal.

The Courts of appeal

Cases filed at the courts of appeal are classified as *civil cases*, *criminal cases* or *other cases*. Other cases include appeals from the district courts, the rent and tenancy tribunal and the Patent and Market Court, as well as specific decisions taken before or during the hearing at the district court, e.g. remanding a defendant in custody or the replacement of a public defence counsel. Svea Hovrätt, the Land and Environment Court of Appeal, also handles appealed cases concerning *property*, cases relating to the *Planning and Building Act* and *environmental cases*.

Leave to appeal is required for a court of appeal to examine a judgment or decision of a district court. It is also required for such appeals in civil cases. As regards criminal cases, leave to appeal is required in any appeal where the defendant has only been fined or has been acquitted, when the maximum punishment applicable to the crime is six months' imprisonment or when the appeal relates only to the part of the judgment dealing with compensation.

Leave to appeal may be granted only when the court of appeal is in doubt regarding the correctness of the judgment in the district court, if it is necessary for the court of appeal to determine whether the district court judgment is correct, if an appeal to a higher court constitutes a precedent, or if there are pressing reasons.

Case determination at the courts of appeal

At the main hearing in a civil case, the general rule is that the court must comprise three legally trained judges. If the case to be examined has already been adjudicated by this number at the district court, the court must comprise at least four legally trained judges. In criminal cases the general rule is that the court must comprise three legally trained judges and two lay judges at the main hearing.

The majority of civil cases are determined in a court of appeal without a main hearing. The rules in the Code of Judicial Procedure state that a case can be determined without a main hearing if the matter can be examined satisfactorily and the parties have requested that it be determined in this way. The court of appeal can also adjudicate in a criminal case without a main hearing, although many criminal cases are determined after a main hearing.

The Supreme Court

The Supreme Court examines cases that come to it on appeal from one of the six courts of appeal. The majority of cases require leave to appeal. The general rule is that leave is only granted if the judgment or decision of the Supreme Court could be an important precedent. Only a few per cent of the cases referred to the Supreme Court are granted leave to appeal. The Parliamentary Ombudsman (JO) and the Chancellor of Justice (JK) have the right to refer a case that is the subject of public prosecution to the Supreme Court, without leave to appeal.

The cases are divided into three categories: *B-cases*, *T-cases* and *Ö-cases*, that is criminal cases, civil cases and other cases. Appealed cases from the Land and Environment Court of Appeal and the Patent and Market Court of Appeal are also included in these categories.

The majority of cases are decided on the basis of documentation following a presentation by the judge referee responsible for the processing, although oral hearings with the parties also take place.

The supreme court determines their own operational targets. These targets are measured as turnaround times for determined cases and are measured at the 90th percentile. This means that 90 percent of the cases should have the target turnaround time or less.

Case determination at the Supreme Court

Cases in the Supreme Court are decided by the Justices of the Supreme Court and when a case is to be examined, five or a maximum of seven justices are present. If the matter to be examined is of a less complicated nature only three justices take part. If the result conflicts with a previous ruling by this court then the matter must be referred to a plenum, which consists of all the justices. The matter of leave to appeal is decided by one or three justices.

The cases are often determined through a final order but can also be determined through a verdict.

Table 1.1 District courts development of cases and matters 2020–2024

	Year				
	2020	2021	2022	2023	2024
Cases and matters filed					
FT cases ¹	19 739	19 032	17 613	21 297	25 080
Joint petitions ²	22 763	19 977	19 577	18 871	19 287
Other family cases	18 268	17 259	15 684	15 880	15 315
Other civil cases	24 597	27 890	27 437	30 523	33 462
Criminal cases	119 921	122 399	122 013	126 161	137 800
Property cases	1 641	1 458	1 387	1 317	1 449
Environmental cases	2 987	3 052	3 249	3 448	3 647
Cases relating to the Planning and Building Act	2 664	2 326	2 669	2 564	2 356
Company reconstruction matters	416	214	236	172	302
Bankruptcy matters	9 998	9 100	9 566	12 233	14 703
Debt clearance matters	2 281	2 955	2 962	2 733	3 066
Enforcement matters	7 977	8 448	8 334	9 051	9 079
Other court matters	43 721	43 825	44 417	47 395	49 628
Total cases and matters	276 973	277 935	275 144	291 645	315 174
Cases and matters determined					
FT cases ¹	21 390	19 952	17 080	20 441	23 819
Joint petitions ²	22 699	21 322	19 540	18 886	19 166
Other family cases	18 560	18 103	16 892	15 869	15 583
Other civil cases	24 475	27 912	27 813	29 183	32 859
Criminal cases	115 038	121 925	122 733	126 104	136 255
Property cases	1 825	1 438	1 387	1 425	1 417
Environmental cases	2 879	3 032	3 222	3 399	3 602
Cases relating to the Planning and Building Act	2 636	2 399	2 607	2 613	2 403
Company reconstruction matters	392	252	277	133	249
Bankruptcy matters	11 042	9 424	9 597	10 208	11 646
Debt clearance matters	2 368	2 865	2 976	2 796	3 050
Enforcement matters	7 855	8 291	8 484	9 105	9 145
Other court matters	44 264	43 161	43 820	46 713	48 940
Total cases and matters	275 423	280 076	276 428	286 875	308 134
Cases and matters pending					
FT cases ¹	5 910	4 895	5 365	6 165	7 390
Joint petitions ²	9 142	7 687	7 638	7 545	7 585
Other family cases	10 772	10 022	8 893	8 981	8 796
Other civil cases	11 731	11 768	11 453	12 856	13 525
Criminal cases	47 065	47 420	46 623	46 491	47 918
Property cases	714	720	725	617	649
Environmental cases	1 712	1 731	1 771	1 821	1 864

Cases relating to the Planning and Building Act	988	925	989	939	896
Company reconstruction matters	134	96	55	94	147
Bankruptcy matters	9 415	9 091	9 060	11 085	14 147
Debt clearance matters	293	383	369	306	323
Enforcement matters	1 225	1 382	1 232	1 178	1 109
Other court matters	10 497	11 161	11 758	12 440	13 172
Total cases and matters	109 598	107 281	105 931	110 518	117 521

¹Civil cases where the amount claimed does not exceed half a base amount and where the case is always determined by a single judge.

² For divorce, dissolution of civil partnership and custody of children.

 Official Statistics of Sweden

Table 1.2a Development of cases and matters per district court in 2024

District courts	Case category ¹⁻³	Filed cases and matters	Determined cases and matters	Pending cases and matters
Alingsås	Total	2 732	2 629	1 047
	Joint petitions	214	199	55
	Joint petitions	284	266	126
	Other family cases	166	167	104
	Other civil cases	229	217	112
	Criminal cases	1 214	1 150	446
	Bankruptcy matters	95	95	74
	Debt clearance matters	27	36	1
	Other court matters	503	499	129
Attunda	Total	15 703	15 357	7 135
	Joint petitions	3 321	2 853	1 493
	Joint petitions	1 000	1 030	482
	Other family cases	813	820	541
	Other civil cases	2 166	2 112	1 049
	Criminal cases	5 510	5 769	2 148
	Company reconstruction matters	16	13	8
	Bankruptcy matters	710	548	777
	Debt clearance matters	121	113	22
	Enforcement matters	2	2	0
Other court matters	2 044	2 097	615	
Blekinge	Total	4 156	4 102	1 654
	Joint petitions	272	296	66
	Joint petitions	269	266	99
	Other family cases	197	202	113
	Other civil cases	362	478	315
	Criminal cases	1 901	1 793	673

	Company reconstruction matters	1	1	0
	Bankruptcy matters	146	126	138
	Debt clearance matters	62	53	17
	Enforcement matters	112	117	18
	Other court matters	834	770	215
Borås	Total	5 231	5 100	1 687
	Joint petitions	358	341	69
	Joint petitions	409	388	179
	Other family cases	363	328	194
	Other civil cases	557	534	215
	Criminal cases	2 312	2 333	585
	Company reconstruction matters	3	3	1
	Bankruptcy matters	256	216	242
	Debt clearance matters	76	81	4
	Other court matters	897	876	198
Eksjö	Total	2 710	2 628	808
	Joint petitions	239	272	22
	Joint petitions	192	209	65
	Other family cases	148	136	94
	Other civil cases	292	284	69
	Criminal cases	1 259	1 187	366
	Company reconstruction matters	1	1	0
	Bankruptcy matters	86	69	66
	Debt clearance matters	47	40	7
	Enforcement matters	1	1	0
	Other court matters	445	429	119
Eskilstuna	Total	5 238	5 534	1 799
	Joint petitions	302	308	48
	Joint petitions	320	343	105
	Other family cases	260	301	136
	Other civil cases	555	612	185
	Criminal cases	2 408	2 526	807
	Company reconstruction matters	0	1	0
	Bankruptcy matters	212	171	193
	Debt clearance matters	47	47	1
	Enforcement matters	200	206	26
	Other court matters	934	1 019	298
Falu	Total	5 393	5 157	2 626
	Joint petitions	322	286	99
	Joint petitions	387	380	168
	Other family cases	266	231	225
	Other civil cases	488	448	243
	Criminal cases	2 573	2 539	1 351
	Company reconstruction matters	1	1	1
	Bankruptcy matters	183	159	174
	Debt clearance matters	79	72	9

	Enforcement matters	209	193	40
	Other court matters	885	848	316
Gotland	Total	1 730	1 687	617
	Joint petitions	82	81	20
	Joint petitions	97	99	39
	Other family cases	71	78	44
	Other civil cases	97	83	58
	Criminal cases	930	916	284
	Bankruptcy matters	63	47	62
	Debt clearance matters	11	12	3
	Enforcement matters	39	45	8
	Other court matters	340	326	99
Gällivare	Total	1 010	964	399
	Joint petitions	66	66	13
	Joint petitions	73	66	26
	Other family cases	44	55	27
	Other civil cases	101	94	47
	Criminal cases	462	439	156
	Company reconstruction matters	1	0	1
	Bankruptcy matters	40	29	46
	Debt clearance matters	12	11	1
	Other court matters	211	204	82
Gävle	Total	4 827	4 875	1 845
	Joint petitions	270	273	91
	Joint petitions	316	313	133
	Other family cases	232	232	148
	Other civil cases	442	450	186
	Criminal cases	2 256	2 268	849
	Company reconstruction matters	2	1	1
	Bankruptcy matters	201	201	173
	Debt clearance matters	47	51	8
	Enforcement matters	179	192	25
	Other court matters	882	894	231
Gothenburg	Total	24 154	22 991	10 152
	Joint petitions	2 668	2 526	992
	Joint petitions	1 470	1 432	599
	Other family cases	1 174	1 194	684
	Other civil cases	3 002	2 776	1 446
	Criminal cases	10 529	10 111	4 292
	Company reconstruction matters	21	24	11
	Bankruptcy matters	1 211	900	1 224
	Debt clearance matters	221	226	27
	Enforcement matters	719	732	67
	Other court matters	3 139	3 070	810
Halmstad	Total	3 862	3 692	1 493
	Joint petitions	290	293	76

	Joint petitions	269	265	119
	Other family cases	192	190	124
	Other civil cases	451	478	176
	Criminal cases	1 701	1 524	719
	Company reconstruction matters	0	1	0
	Bankruptcy matters	165	145	126
	Debt clearance matters	28	30	1
	Enforcement matters	205	222	24
	Other court matters	561	544	128
Haparanda	Total	1 046	1 026	374
	Joint petitions	48	50	7
	Joint petitions	49	54	17
	Other family cases	43	51	23
	Other civil cases	110	102	32
	Criminal cases	464	447	182
	Company reconstruction matters	3	2	1
	Bankruptcy matters	37	39	33
	Debt clearance matters	7	8	0
	Other court matters	285	273	79
Helsingborg	Total	9 705	9 269	3 214
	Joint petitions	705	665	142
	Joint petitions	586	605	225
	Other family cases	494	476	304
	Other civil cases	1 188	1 157	381
	Criminal cases	4 319	4 075	1 288
	Company reconstruction matters	5	7	1
	Bankruptcy matters	435	334	386
	Debt clearance matters	140	140	14
	Other court matters	1 833	1 810	473
Hälsingland	Total	3 394	3 329	1 306
	Joint petitions	250	247	55
	Joint petitions	221	196	91
	Other family cases	141	150	83
	Other civil cases	248	244	129
	Criminal cases	1 734	1 690	666
	Bankruptcy matters	103	71	87
	Debt clearance matters	40	44	1
	Other court matters	657	687	194
Hässleholm	Total	1 671	1 674	707
	Joint petitions	97	107	25
	Joint petitions	122	115	53
	Other family cases	98	95	66
	Other civil cases	216	211	76
	Criminal cases	660	688	265
	Bankruptcy matters	70	48	58
	Debt clearance matters	25	34	7

	Other court matters	383	376	157
Jönköping	Total	6 161	5 922	2 098
	Joint petitions	470	490	92
	Joint petitions	430	387	193
	Other family cases	337	345	191
	Other civil cases	779	787	236
	Criminal cases	2 609	2 442	851
	Company reconstruction matters	6	6	0
	Bankruptcy matters	304	210	292
	Debt clearance matters	78	79	5
	Enforcement matters	263	254	38
	Other court matters	885	922	200
Kalmar	Total	6 010	6 055	2 343
	Joint petitions	409	432	125
	Joint petitions	377	375	160
	Other family cases	289	296	182
	Other civil cases	524	530	249
	Criminal cases	2 722	2 899	1 171
	Company reconstruction matters	2	1	1
	Bankruptcy matters	243	203	210
	Debt clearance matters	65	69	2
	Enforcement matters	220	202	41
	Other court matters	1 159	1 048	202
Kristianstad	Total	3 558	3 481	1 096
	Joint petitions	251	263	40
	Joint petitions	209	205	85
	Other family cases	165	165	95
	Other civil cases	318	331	109
	Criminal cases	1 535	1 450	520
	Company reconstruction matters	1	0	1
	Bankruptcy matters	106	83	95
	Debt clearance matters	47	49	4
	Enforcement matters	261	259	36
	Other court matters	665	676	111
Linköping	Total	6 578	6 686	2 239
	Joint petitions	371	404	79
	Joint petitions	405	385	163
	Other family cases	353	364	202
	Other civil cases	602	620	197
	Criminal cases	3 054	3 142	1 098
	Company reconstruction matters	11	7	5
	Bankruptcy matters	239	183	245
	Debt clearance matters	62	56	7
	Enforcement matters	333	337	21
	Other court matters	1 148	1 188	222
Luleå	Total	4 073	4 092	1 327

	Joint petitions	275	274	54
	Joint petitions	305	302	125
	Other family cases	183	174	112
	Other civil cases	307	310	113
	Criminal cases	1 866	1 961	479
	Company reconstruction matters	6	2	5
	Bankruptcy matters	160	115	171
	Debt clearance matters	23	22	6
	Enforcement matters	180	190	22
	Other court matters	768	742	240
Lund	Total	8 025	7 448	2 844
	Joint petitions	440	466	88
	Joint petitions	632	593	263
	Other family cases	402	394	251
	Other civil cases	777	781	253
	Criminal cases	3 590	3 199	1 220
	Company reconstruction matters	4	4	1
	Bankruptcy matters	315	236	328
	Debt clearance matters	95	87	18
	Other court matters	1 770	1 688	422
Lycksele	Total	837	790	264
	Joint petitions	39	39	7
	Joint petitions	40	44	13
	Other family cases	25	26	14
	Other civil cases	73	57	29
	Criminal cases	417	418	109
	Bankruptcy matters	33	17	39
	Debt clearance matters	11	10	2
	Other court matters	199	179	51
Malmö	Total	16 157	16 224	5 292
	Joint petitions	938	963	208
	Joint petitions	847	886	286
	Other family cases	788	845	448
	Other civil cases	1 481	1 518	510
	Criminal cases	7 954	7 949	2 606
	Company reconstruction matters	12	7	6
	Bankruptcy matters	726	628	658
	Debt clearance matters	135	133	7
	Enforcement matters	1 204	1 246	93
	Other court matters	2 072	2 049	470
Mora	Total	1 868	1 884	573
	Joint petitions	86	83	16
	Joint petitions	110	106	42
	Other family cases	56	56	31
	Other civil cases	170	179	50
	Criminal cases	930	971	227

	Company reconstruction matters	1	1	0
	Bankruptcy matters	80	72	88
	Debt clearance matters	19	19	2
	Other court matters	416	397	117
Nacka	Total	10 377	10 103	3 160
	Joint petitions	394	371	103
	Joint petitions	386	385	153
	Other family cases	237	237	138
	Other civil cases	687	732	259
	Criminal cases	1 773	1 704	557
	Property cases	630	617	192
	Environmental cases	1 251	1 180	519
	Cases relating to the Planning and Building Act	839	794	360
	Company reconstruction matters	8	9	1
	Bankruptcy matters	299	230	243
	Debt clearance matters	47	49	3
	Enforcement matters	3 082	3 036	428
	Other court matters	744	759	204
Norrköping	Total	5 116	5 092	1 793
	Joint petitions	349	342	57
	Joint petitions	350	333	151
	Other family cases	263	288	139
	Other civil cases	543	569	159
	Criminal cases	2 458	2 423	878
	Company reconstruction matters	2	2	1
	Bankruptcy matters	210	180	230
	Debt clearance matters	80	83	3
	Other court matters	861	872	175
Norrköping	Total	2 062	1 933	739
	Joint petitions	114	115	32
	Joint petitions	111	97	49
	Other family cases	112	102	73
	Other civil cases	162	157	78
	Criminal cases	943	873	293
	Company reconstruction matters	1	0	1
	Bankruptcy matters	71	56	67
	Debt clearance matters	25	23	4
	Other court matters	523	510	142
Nyköping	Total	4 880	4 732	1 212
	Joint petitions	683	535	220
	Joint petitions	301	305	114
	Other family cases	271	265	111
	Other civil cases	478	455	116
	Criminal cases	1 945	1 985	378
	Company reconstruction matters	1	1	0
	Bankruptcy matters	175	176	159

	Debt clearance matters	54	54	1
	Other court matters	972	956	113
Skaraborg	Total	5 845	5 749	2 100
	Joint petitions	295	252	97
	Joint petitions	400	418	141
	Other family cases	313	347	192
	Other civil cases	452	452	205
	Criminal cases	2 754	2 733	898
	Bankruptcy matters	218	164	186
	Debt clearance matters	71	73	6
	Enforcement matters	154	149	30
	Other court matters	1 188	1 161	345
Skellefteå	Total	1 786	1 767	832
	Joint petitions	115	107	40
	Joint petitions	101	120	50
	Other family cases	90	94	60
	Other civil cases	124	124	60
	Criminal cases	905	868	400
	Company reconstruction matters	2	1	1
	Bankruptcy matters	69	56	85
	Debt clearance matters	10	9	2
	Other court matters	370	388	134
Solna	Total	12 484	12 121	5 230
	Joint petitions	1 148	1 204	322
	Joint petitions	759	745	320
	Other family cases	733	753	426
	Other civil cases	1 799	1 723	861
	Criminal cases	5 581	5 394	2 016
	Company reconstruction matters	13	18	6
	Bankruptcy matters	648	515	705
	Debt clearance matters	120	119	15
	Other court matters	1 683	1 650	559
Stockholm	Total	23 290	21 921	9 221
	Joint petitions	2 128	1 857	601
	Joint petitions	1 288	1 268	255
	Other family cases	893	907	295
	Other civil cases	3 764	3 507	1 526
	Criminal cases	9 940	10 058	2 818
	Company reconstruction matters	130	93	78
	Bankruptcy matters	2 913	2 041	2 804
	Debt clearance matters	104	102	12
	Enforcement matters	8	8	0
	Other court matters	2 122	2 080	832
Sundsvall	Total	3 310	3 356	1 441
	Joint petitions	158	164	44
	Joint petitions	214	223	77

	Other family cases	152	149	101
	Other civil cases	289	277	127
	Criminal cases	1 717	1 791	751
	Company reconstruction matters	1	1	1
	Bankruptcy matters	133	119	130
	Debt clearance matters	40	37	5
	Other court matters	606	595	205
Södertälje	Total	4 242	4 121	1 154
	Joint petitions	356	341	64
	Joint petitions	243	229	88
	Other family cases	236	258	90
	Other civil cases	753	696	219
	Criminal cases	1 729	1 719	457
	Bankruptcy matters	207	171	143
	Debt clearance matters	35	36	3
	Other court matters	683	671	90
Södertörn	Total	22 684	21 912	7 638
	Joint petitions	1 691	1 704	329
	Joint petitions	1 380	1 335	543
	Other family cases	1 230	1 216	673
	Other civil cases	3 067	3 020	911
	Criminal cases	10 708	10 248	3 202
	Company reconstruction matters	27	23	6
	Bankruptcy matters	952	684	1 122
	Debt clearance matters	253	260	19
	Enforcement matters	1	1	0
	Other court matters	3 375	3 421	833
Uddevalla	Total	3 948	4 100	2 074
	Joint petitions	281	296	85
	Joint petitions	311	301	140
	Other family cases	219	245	130
	Other civil cases	436	436	290
	Criminal cases	1 716	1 857	1 063
	Company reconstruction matters	1	1	1
	Bankruptcy matters	175	167	141
	Debt clearance matters	39	35	11
	Enforcement matters	2	2	0
	Other court matters	768	760	213
Umeå	Total	4 389	4 328	1 548
	Joint petitions	190	207	47
	Joint petitions	252	251	106
	Other family cases	178	187	89
	Other civil cases	227	212	72
	Criminal cases	2 072	2 017	657
	Property cases	103	101	43
	Environmental cases	265	268	181

	Cases relating to the Planning and Building Act	69	80	20
	Company reconstruction matters	0	3	0
	Bankruptcy matters	85	92	94
	Debt clearance matters	29	35	2
	Enforcement matters	181	190	19
	Other court matters	738	685	218
Uppsala	Total	11 125	10 756	4 151
	Joint petitions	717	612	264
	Joint petitions	675	661	308
	Other family cases	574	570	322
	Other civil cases	1 060	1 008	397
	Criminal cases	5 531	5 405	1 969
	Company reconstruction matters	5	4	2
	Bankruptcy matters	465	394	413
	Debt clearance matters	121	127	2
	Enforcement matters	183	187	18
	Other court matters	1 794	1 788	456
Varberg	Total	3 796	3 546	1 574
	Joint petitions	267	194	117
	Joint petitions	332	323	140
	Other family cases	218	208	121
	Other civil cases	372	381	185
	Criminal cases	1 660	1 548	681
	Company reconstruction matters	1	1	0
	Bankruptcy matters	171	153	118
	Debt clearance matters	32	33	5
	Other court matters	743	705	207
Vänersborg	Total	6 006	6 094	2 648
	Joint petitions	263	248	88
	Joint petitions	248	272	95
	Other family cases	222	274	147
	Other civil cases	365	342	237
	Criminal cases	1 913	1 943	774
	Property cases	329	276	237
	Environmental cases	707	781	413
	Cases relating to the Planning and Building Act	689	765	231
	Company reconstruction matters	2	1	1
	Bankruptcy matters	136	138	97
	Debt clearance matters	51	36	17
	Enforcement matters	299	285	27
	Other court matters	782	733	284
Värmland	Total	6 987	7 137	2 952
	Joint petitions	372	418	85
	Joint petitions	442	473	177
	Other family cases	346	356	231
	Other civil cases	550	554	237

	Criminal cases	3 389	3 386	1 615
	Company reconstruction matters	1	0	1
	Bankruptcy matters	258	250	226
	Debt clearance matters	75	74	9
	Enforcement matters	174	184	29
	Other court matters	1 380	1 442	342
Västmanland	Total	8 927	8 925	3 284
	Joint petitions	439	433	126
	Joint petitions	510	530	205
	Other family cases	463	469	284
	Other civil cases	777	797	291
	Criminal cases	4 636	4 690	1 545
	Company reconstruction matters	3	2	1
	Bankruptcy matters	345	311	290
	Debt clearance matters	90	83	8
	Enforcement matters	204	205	28
	Other court matters	1 460	1 405	506
Växjö	Total	7 136	7 127	2 463
	Joint petitions	307	306	57
	Joint petitions	353	336	143
	Other family cases	294	293	163
	Other civil cases	391	366	145
	Criminal cases	2 466	2 529	640
	Property cases	260	286	125
	Environmental cases	1 100	1 063	565
	Cases relating to the Planning and Building Act	667	657	262
	Company reconstruction matters	1	2	0
	Bankruptcy matters	200	177	165
	Debt clearance matters	55	57	2
	Enforcement matters	136	149	15
	Other court matters	906	906	181
Ystad	Total	4 604	4 383	1 881
	Joint petitions	984	794	379
	Joint petitions	325	330	115
	Other family cases	194	229	128
	Other civil cases	407	389	227
	Criminal cases	1 628	1 665	597
	Company reconstruction matters	1	0	1
	Bankruptcy matters	173	142	172
	Debt clearance matters	42	41	3
	Enforcement matters	1	1	0
	Other court matters	849	792	259
Ångermanland	Total	3 362	3 297	1 141
	Joint petitions	171	168	56
	Joint petitions	171	172	77
	Other family cases	188	166	124

	Other civil cases	215	212	113
	Criminal cases	1 461	1 459	475
	Bankruptcy matters	118	80	98
	Debt clearance matters	35	33	4
	Enforcement matters	158	161	18
	Other court matters	845	846	176
Örebro	Total	8 937	9 017	2 737
	Joint petitions	591	642	115
	Joint petitions	558	577	218
	Other family cases	420	447	229
	Other civil cases	762	798	249
	Criminal cases	4 248	4 333	1 256
	Company reconstruction matters	4	3	1
	Bankruptcy matters	347	292	346
	Debt clearance matters	106	102	9
	Enforcement matters	262	280	19
	Other court matters	1 639	1 543	295
Östersund	Total	4 052	4 021	1 609
	Joint petitions	284	232	80
	Joint petitions	158	172	64
	Other family cases	169	152	94
	Other civil cases	247	259	96
	Criminal cases	1 718	1 741	640
	Property cases	127	137	52
	Environmental cases	324	310	186
	Cases relating to the Planning and Building Act	92	107	23
	Company reconstruction matters	1	1	0
	Bankruptcy matters	116	113	128
	Debt clearance matters	27	27	2
	Enforcement matters	107	109	19
	Other court matters	682	661	225

¹Civil cases where the amount claimed does not exceed half a base amount and where the case is always determined by a single judge.

²Joint petitions are petitions for divorce, dissolution of civil partnership and custody of children.

Table 1.2b Development of cases and matters at Land and environment courts 2020-2024

District courts ¹	2020	2021	2022	2023	2024
Cases filed					
Environmental cases	2 987	3 053	3 249	3 448	3 647
- of which first instance cases	734	739	798	812	890
- of which appealed cases	1 989	2 061	2 223	2 345	2 477
- of which electricity cases	28	21	32	37	42
- of which water services cases	194	185	140	196	190
- of which environmental matters	42	47	56	58	48
Property cases	1 627	1 464	1 387	1 317	1 449
- of which first instance cases	255	420	301	269	308
- of which appealed cases	1 372	1 044	1 086	1 048	1 141
Cases relating to the Planning and Building Act	2 675	2 328	2 669	2 564	2 356
- of which first instance cases	174	130	98	133	189
- of which appealed cases	2 501	2 198	2 571	2 431	2 167
Total	7 289	6 845	7 305	7 329	7 452
Cases determined					
Environmental cases	2 881	3 022	3 222	3 399	3 602
- of which first instance cases	706	768	787	776	822
- of which appealed cases	1 947	1 940	2 194	2 379	2 476
- of which electricity cases	27	22	32	27	44
- of which water services cases	168	242	158	158	202
- of which environmental matters	33	50	51	59	58
Property cases	1 819	1 439	1 387	1 425	1 417
- of which first instance cases	231	340	358	314	262
- of which appealed cases	1 588	1 099	1 029	1 111	1 155
Cases relating to the Planning and Building Act	2 643	2 399	2 607	2 613	2 403
- of which first instance cases	162	142	121	109	132
- of which appealed cases	2 481	2 257	2 486	2 504	2 271
Total	7 343	6 860	7 216	7 437	7 422
Cases pending					
Environmental cases	1 713	1 744	1 771	1 821	1 864
- of which first instance cases	826	797	808	845	913
- of which appealed cases	714	835	864	830	829
- of which electricity cases	9	8	8	18	16
- of which water services cases	147	90	72	110	99
- of which environmental matters	17	14	19	18	7
Property cases	700	725	725	617	649
- of which first instance cases	226	306	249	203	249
- of which appealed cases	474	419	476	414	400

Cases relating to the Planning and Building Act	998	927	989	939	896
- of which first instance cases	76	64	41	64	124
- of which appealed cases	922	863	948	875	772
Total	3 411	3 396	3 485	3 377	3 409

¹ Cases at the Land and environment courts are included in table 1.1 and 1.2a but due to a new extract of data in 2023 to get this more detailed division of the cases, there is a minor discrepancy compared to previous years presented in table 1.2a.

 Official Statistics of Sweden

Table 1.2c Development of cases and matters at The Patent and Market Court 2020-2024

Stockholm District Court ¹	2020	2021	2022	2023	2024
Filed cases and matters	387	254	184	175	231
Determined cases and matters	402	281	213	181	230
Pending cases and matters	187	157	128	122	123

¹ The Patent and Market Court's cases and matters are included in the tables for districts courts. As a court of first instance, the Patent and Market Court is a division of Stockholm District Court.

 Official Statistics of Sweden

Table 1.3 District courts bankruptcy matters 2020–2024

	Year				
	2020	2021	2022	2023	2024
Bankruptcy matters¹					
Filed	9 995	9 090	9 557	12 227	14 700
Concluded ²	8 552	7 244	7 516	7 607	8 673
Pending ³	8 567	8 321	8 222	10 109	13 015

¹Bankruptcy matters are excluding matters regarding requests for oath.

²Bankruptcies concluded due to dismissal or rescission of a bankruptcy judgment or a decision that results in a composition arrangement.

³Pending bankruptcies: a decision to declare bankruptcy has been made but the bankruptcy is not concluded yet, therefore pending bankruptcies can not be compared to the number of filed bankruptcy applications.

 Official Statistics of Sweden

Table 1.4 District courts determined cases following a main hearing 2020–2024

	Year				
	2020	2021	2022	2023	2024
Percentage of cases determined following a main hearing	24%	26%	26%	27%	26%
Number of cases determined following a main hearing ¹	50 470	55 491	54 954	59 093	62 214
Number of cases determined where the hearing time undercuts six hours	46 039	50 751	50 378	54 390	57 250
Number of cases determined where the hearing time was 6-18 hours	3 896	4 186	4 094	4 136	4 317
Number of cases determined where the hearing time exceeds 18 hours	535	554	482	567	647

¹ Data was extracted in January 2025 for year 2020-2022.


 Official Statistics of Sweden

Table 1.5a District courts determined civil cases 2020–2024

	Year				
	2020	2021	2022	2023	2024
Percentage of cases determined following a hearing	26%	28%	27%	24%	23%
Percentage of cases determined by three judges	0,6%	0,9%	0,8%	0,6%	0,5%
Percentage of cases determined by judges and lay judges	2,7%	2,7%	2,9%	2,4%	2,3%
Percentage of cases where the hearing time exceeds six hours ²	10,7%	10,6%	11,6%	11,8%	11,0%
Percentage of cases where the hearing time exceeds twelve hours ²	2,8%	2,5%	2,7%	2,9%	2,9%
Average hearing time in cases determined after a hearing (hours per case)	2,61	2,58	2,66	2,66	2,58

¹ Excluding joint petitions for divorce, dissolution of civil partnership and custody of children.

 Official Statistics of Sweden

Table 1.5b District courts determined civil cases 2020–2024

	Year				
	2020	2021	2022	2023	2024
Number of cases determined through a judgment	13 548	14 561	12 164	13 330	15 198
Number of cases determined by a default judgment ²	14 539	17 201	18 443	21 014	23 374
Number of cases determined through a final decision	17 771	16 091	14 273	15 270	18 091
Number of cases determined in a different manner	7	11	13	10	15
Percentage of cases determined through a judgment	30%	30%	27%	27%	27%
Percentage of cases determined by a default judgment ²	32%	36%	41%	42%	41%
Percentage of cases determined through a final decision	39%	34%	32%	31%	32%
Percentage of cases determined in a different manner	0,0%	0,0%	0,0%	0,0%	0,0%

¹ Excluding litigious family cases and joint petitions for divorce, dissolution of civil partnership and custody of children.

² A default judgment is delivered despite the absence of a called litigant during a hearing or the absence of a written reply to a charge.



Table 1.6 District courts determined civil cases according to family law 2020–2024

	Year				
	2020	2021	2022	2023	2024
Joint petitions for divorce	22 486	21 098	19 344	18 682	18 907
- of which determined through a judgment ¹	18 509	16 809	15 331	15 246	15 666
Divorce petitions	9 460	9 131	8 474	8 420	8 264
- of which determined through a judgment ¹	6 663	6 353	5 794	5 743	5 763
Paternity and maternity cases ²	1 490	1 198	1 158	1 099	945
- of which determined through a judgment ¹	1 248	980	954	892	763
Petitions for custody of children ³	5 988	6 066	6 115	5 987	6 104
- of which determined through a judgment ¹	4 802	4 927	4 635	4 740	4 921

¹ "of which determined through a judgment" is a new measure since 2023, therefore new data for previous years was extracted in 2024.

² Includes since 2022 also maternity cases.

³ Includes visitation and accommodation. Can be a dispute between private individuals or where the Social Welfare Board is the plaintiff's party. These cases can not be distinguished.

Table 1.7a District courts determined criminal cases 2020–2024

	Year				
	2020	2021	2022	2023	2024
Number of determined priority cases (criminal cases involving a detained person or a defendant under 18 years of age) ¹	11 043	10 644	10 360	11 090	11 674
- of which determined cases involving a defendant under 18 years of age	4 540	4 606	4 427	4 935	4 919
- of which determined cases involving a detained person	6 673	6 197	6 070	6 379	7 034
Percentage of priority cases (criminal cases involving a detained person or a defendant under 18 years of age) ¹	10%	9%	8%	9%	9%
Average time in cases decided following a hearing (hours per case)	2,15	2,12	2,07	2,00	2,04
Number of detention hearings	18 969	18 099	18 073	20 541	21 734
Percentage of cases with a detention hearing	7%	6%	6%	6%	6%
Percentage of cases with a main hearing	40,1%	41,5%	40,9%	43,4%	42,3%
Number of cases determined following a main hearing	46 144	50 603	50 302	54 701	57 693
Main hearing time in number of hours in determined cases	95 994	103 404	100 174	105 035	112 448
Percentage of cancelled main hearings ²	22,4%	20,0%	18,2%	15,4%	14,3%
Percentage of cases determined by judges and lay judges	39,3%	40,4%	40,5%	44,2%	43,3%
Percentage of cases where the hearing time exceeds six hours ¹	7,6%	7,4%	7,2%	6,9%	7,0%
Percentage of cases where the hearing time exceeds twelve hours ¹	2,5%	2,4%	2,2%	2,2%	2,4%

¹ The definition of priority cases was altered in 2022. Cases involving a defendant under 18 years of age and cases involving a detained person do not add up to the total number of priority cases because the same priority case may occur in both groups. Data for 2020-2022 was adjusted in Court statistics 2024.

² The definition of a cancelled main hearing was changed in 2023. Cancelled main hearings now only include main hearings that was cancelled due to inconvenient causes, therefore the data for previous years 2019-2022 was updated in 2023.

Table 1.7b District courts ways of decision in determined criminal cases 2020–2024

	Year				
	2020	2021	2022	2023	2024
Percentage of cases determined through a judgment	59,9%	61,5%	63,0%	63,3%	61,5%
- of which determined following a main hearing	66,3%	66,9%	64,4%	68,1%	68,5%
Percentage of cases determined through a final decision	39,3%	37,9%	36,4%	36,2%	38,1%
Percentage of cases determined in a different manner	0	0	0	0	0
Number of cases determined through a judgment	68 854	74 924	77 442	79 860	83 781
- of which determined following a main hearing	45 643	50 127	49 904	54 421	57 411
Number of cases determined through a final decision	45 241	46 156	44 742	45 656	51 954
Number of cases determined in a different manner	943	845	668	588	520

 Official Statistics of Sweden

Table 1.8 District courts turnaround times for criminal cases involving juveniles 2020–2024

		Year ⁴				
		2020	2021	2022	2023	2024
Total	Number of criminal cases involving juveniles determined^{1,5}	12 498	12 099	12 044	12 800	12 609
	Median turnaround time (months)²	1,4	1,3	1,2	1,2	1,2
	75th percentile turnaround time (months)³	2,8	2,8	2,4	2,2	2,1
of which 15-17 years old	Number of criminal cases involving juveniles determined	4 540	4 606	4 427	4 935	4 919
	Median turnaround time (months)	0,8	0,8	0,8	0,8	0,8
	75th percentile turnaround time (months)	1,4	1,6	1,5	1,4	1,4
of which 18-20 years old	Number of criminal cases involving juveniles determined	8 385	7 896	7 977	8 265	8 134
	Median turnaround time (months)	1,9	1,7	1,6	1,5	1,4
	75th percentile turnaround time (months)	3,5	3,5	3	2,8	2,5

¹Criminal cases involving juveniles are cases where at least one defendant is under 21 years of age.

²Median is the middle value after the numbers has been arranged in ascending order.

³75th percentile indicates how long it takes to determine 75 % of the incoming cases.

⁴Since 2019 the date for electronic summons application indictment is used as a starting measure point for criminal cases in district courts, previously this date was collected somewhat manually.

⁵ Since 2022 a case can count as both U18 and U21. Before then it was only counted as U18. Total amount of juvenile cases consists of unique cases. The definition of juvenile cases has been changed for defendants under the age of 18 as a requirement for an indictment has been added. The numbers for previous years are corrected.

Table 1.9 Courts of appeal development of cases 2020–2024

	År				
	2020	2021	2022	2023	2024
Cases filed					
Criminal cases	10 767	12 053	13 266	14 581	15 925
Civil cases	2 935	3 153	3 136	3 095	3 170
Other cases	15 646	16 594	16 087	17 305	17 991
Environmental cases	948	936	1 076	1 055	1 143
Property cases	402	337	328	348	344
Cases relating to the Planning and Building Act	1 246	1 193	1 158	1 176	1 146
Total	31 944	34 266	35 051	37 560	39 719
Cases determined					
Criminal cases	9 953	11 137	12 960	14 084	16 119
Civil cases	2 824	3 174	3 211	3 074	3 311
Other cases	15 637	16 475	16 493	17 029	18 291
Environmental cases	1 017	955	1 000	1 000	1 218
Property cases	359	352	353	337	333
Cases relating to the Planning and Building Act	1 253	1 188	1 128	1 135	1 265
Total	31 043	33 281	35 145	36 659	40 537
Cases pending					
Criminal cases	4 258	5 165	5 465	5 951	5 752
Civil cases	993	968	894	913	772
Other cases	1 667	1 795	1 400	1 689	1 401
Environmental cases	343	323	399	454	378
Property cases	170	155	129	140	151
Cases relating to the Planning and Building Act	410	417	448	488	370
Total	7 841	8 823	8 735	9 635	8 824

Table 1.10a Development of cases per Court of appeal in 2024

Court of appeal		Criminal cases	Civil cases	Other cases	Environmental cases	Property cases	Cases relating to the Planning and Building Act	Total
Göta Court of Appeal	Filed	2 434	478	2 764	-	-	-	5 676
	Determined	2 267	467	2 793	-	-	-	5 527
	Pending	861	93	124	-	-	-	1 078
Court of Appeal for Lower Norrland	Filed	967	130	1 101	-	-	-	2 198
	Determined	982	134	1 256	-	-	-	2 372
	Pending	756	36	183	-	-	-	975
Court of Appeal for Western Sweden	Filed	3 091	590	3 378	-	-	-	7 059
	Determined	3 117	627	3 470	-	-	-	7 214
	Pending	1 037	104	197	-	-	-	1 338
Court of Appeal for Upper Norrland	Filed	737	115	571	-	-	-	1 423
	Determined	731	118	558	-	-	-	1 407
	Pending	180	31	59	-	-	-	270
Court of Appeal for Skåne and Blekinge	Filed	2 492	475	2 677	-	-	-	5 644
	Determined	2 483	459	2 686	-	-	-	5 628
	Pending	573	74	97	-	-	-	744
Svea Court of Appeal	Filed	6 204	1 382	7 500	1 143	344	1 146	17 719
	Determined	6 539	1 506	7 528	1 218	333	1 265	18 389
	Pending	2 345	434	741	378	151	370	4 419

 Official Statistics of Sweden

Table 1.10b Development of cases and matters at The Patent and Market Court of Appeal 2020-2024

The Patent and Market Court of Appeal ¹	2020	2021	2022	2023	2024
Filed cases and matters	86	73	57	59	86
Determined cases and matters	90	79	57	59	77
Pending cases and matters	47	44	44	44	53

¹ The Patent and Market Court of Appeal's cases and matters are included in other tables regarding Courts of appeal. The Patent and Market Court of Appeal is a division of Svea Court of Appeal. They handle criminal cases, civil cases and other cases that are related to patent and market.

 Official Statistics of Sweden

Table 1.11 Courts of appeal determined cases 2020–2024

	Year				
	2020	2021	2022	2023	2024
Criminal cases					
Percentage of priority cases (criminal cases involving a detained person or a defendant under 18 years of age)	29,7%	27,5%	24,2%	24,7%	24,6%
Percentage of cases determined by judges and lay judges	44,7%	41,9%	40,3%	40,5%	39,2%
Percentage of cases determined following a main hearing ¹	72,9%	74,1%	73,0%	68,7%	68,8%
Percentage of cases determined by judgment	70,5%	70,3%	69,4%	69,3%	68,9%
Average hearing time in cases determined following a hearing (hours per case)	4,20	4,27	3,97	3,88	3,79
Civil cases					
Percentage of cases determined by judges and lay judges	3,8%	3,5%	3,6%	2,7%	2,7%
Percentage of cases determined following a main hearing ¹	15,5%	15,7%	17,3%	12,7%	13,6%
Percentage of cases determined by judgment	18,5%	18,9%	18,8%	17,0%	18,1%
Average hearing time in cases determined following a hearing (hours per case)	6,14	6,69	6,05	6,61	6,40
Environmental cases					
Percentage of cases determined following a main hearing ¹	1,5%	1,6%	1,1%	0,9%	0,8%

¹A change was made in this calculation beginning from year 2023, numbers for previous years have therefore been corrected.

 Official Statistics of Sweden

Table 1.12a Courts of appeal frequency of amendment in all cases in 2024

	Number of determined cases	of which amended	
		number	percentage
Criminal cases	16 119	5 455	33,8%
Property cases	333	40	12,0%
Environmental cases	1 218	181	14,9%
Cases relating to the Planning and Building Act	1 265	107	8,5%
Civil cases	3 311	620	18,7%
Other cases	18 291	2 434	13,3%
Total cases	40 537	8 837	21,8%

 Official Statistics of Sweden

Table 1.12b Courts of appeal frequency of amendment in criminal cases in 2024

Judgment in criminal cases appealed to the court of appeal by the	Number of determined cases	of which amended	
		number	percentage
Public prosecutor and defendant	1 547	829	53,6%
Public prosecutor	1094	765	69,9%
Defendant	12 003	3060	25,5%
Other ¹	1 475	801	54,3%
Total	16 119	5 455	33,8%

¹Other: injured party, public defence, counsel for an injured party or guardian.

 Official Statistics of Sweden

Table 1.13 Courts of appeal frequency of appeal from district courts 2020–2024

	Year				
	2020	2021	2022	2023	2024
Criminal cases	9%	10%	11%	12%	12%
Civil cases	5%	5%	5%	5%	4%
Total criminal and civil cases	8%	8%	9%	9%	9%
Total (all cases)	15%	16%	17%	17%	17%

 Official Statistics of Sweden

Table 1.14 Courts of appeal turnaround times for criminal cases involving juveniles 2020–2024


		Year				
		2020	2021	2022	2023	2024
Total	Number of criminal cases involving juveniles determined¹	1 611	1 690	1 765	2 016	2 273
	Median turnaround time (months)²	1,6	1,7	1,7	1,7	1,7
	75th percentile turnaround time (months)³	3,4	3,6	3,6	3,1	3,1
of which 15-17 years old	Number of criminal cases involving juveniles determined	752	791	829	933	1 042
	Median turnaround time (months)	1,3	1,4	1,4	1,4	1,4
	75th percentile turnaround time (months)	1,7	1,8	1,7	1,8	1,9

	Number of criminal cases involving juveniles determined	859	899	936	1 083	1 231
of which 18-20 years old	Median turnaround time (months)	2,5	2,9	2,9	2,3	2,3
	75th percentile turnaround time (months)	5,3	5,6	6,5	5,6	6

¹Criminal cases involving juveniles are cases where at least one defendant is under 21 years of age.

²Median is the middle value after the numbers has been arranged in ascending order.

³75th percentile indicates how long it takes to determine 75 % of the incoming cases.

 Official Statistics of Sweden

Tabell 1.15 The Supreme Court development of cases 2020–2024

	Year				
	2020	2021	2022	2023	2024
Cases filed					
Criminal cases	2 236	2 650	3 185	4 295	4 796
Civil cases	215	257	256	285	254
Other cases	4 531	5 206	5 036	4 563	4 917
Total	6 982	8 113	8 477	9 143	9 967
Cases determined					
Criminal cases	2 156	2 591	3 066	3 764	4 553
Civil cases	219	245	259	261	229
Other cases	4 406	4 971	4 868	4 451	4 706
Total	6 781	7 807	8 193	8 476	9 488
Cases pending					
Criminal cases	268	327	444	974	1 216
Civil cases	74	89	87	112	132
Other cases	699	930	1 100	1 210	1 426
Total	1 041	1 346	1 631	2 296	2 774

 Official Statistics of Sweden

Table 1.16 The Supreme Court leave to appeal in determined cases 2020–2024

	Year				
	2020	2021	2022	2023	2024
Cases in which leave to appeal is granted	135	140	141	121	106
Cases in which leave to appeal is not granted	5 934	6 855	7 280	7 544	8 603
Cases not requiring leave to appeal	712	812	772	811	779
Total cases determined	6 781	7 807	8 193	8 476	9 488

 Official Statistics of Sweden

Table 1.17 The Supreme Court leave to appeal in determined cases per case category, 2024

	Criminal cases	Civil Cases	Other cases	Total
Cases in which leave to appeal is granted	43	23	40	106
Cases in which leave to appeal is not granted	4 482	203	3 918	8 603
Cases not requiring leave to appeal	28	3	748	779
Total determined cases	4 553	229	4 706	9 488

 Official Statistics of Sweden

Table 1.18 The Supreme Court frequency of appeal from courts of appeal 2020–2024

	Year				
	2020	2021	2022	2023	2024
Criminal cases	22%	24%	25%	30%	30%
Civil cases	8%	8%	8%	9%	8%
Criminal and civil cases	19%	20%	21%	27%	26%
Total (all cases)	22%	24%	24%	25%	25%


 Official Statistics of Sweden

Table 1.19 The Supreme Court development of priority cases 2020-2024

	Year				
	2020	2021	2022	2023	2024
Number of determined priority cases (criminal cases involving a detained person or a defendant under 18 years of age)	787	889	908	1 147	1 358
Percentage of priority cases (criminal cases involving a detained person or a defendant under 18 years of age) of all criminal cases	37%	34%	30%	30%	30%

 Official Statistics of Sweden

2. Cases at the general administrative courts

The work of the general administrative courts

The administrative courts handle cases relating to disputes between individuals and public authorities and are arranged under a three-tier system. The first court tier is the administrative court, the second is the administrative court of appeal, and the third and highest is the Supreme Administrative Court. There are twelve administrative courts and four administrative courts of appeal. At the administrative courts in Stockholm, Gothenburg, Malmö and Luleå, there are migration courts that hear alien and citizenship cases as the court of first instance, whilst the Migration Court of Appeal is attached to the Administrative Court of Appeal in Stockholm and is the highest instance for such cases.

The Government has set up operating targets for administrative courts and administrative courts of appeal while the Supreme Administrative Court, in consultation with the Swedish National Courts Administration, sets its own operational targets. These targets are measured as turnaround times for determined cases. The 75th percentile and the 90th percentile indicate how long it takes to determine 75 % as well as 90 % of the cases.

The cases are counted as filed, determined and pending during each year. Pending cases are open cases that the court is working on.

For the operating targets at the administrative courts and administrative courts of appeal priority cases are excluded. These are cases relating to compulsory psychiatric care (*LPT*) and forensic psychiatric care (*LRV*), cases under the Care of Young Persons Act (*LVU*) as well as cases covered by Compulsory Care for Substance Abusers Act (*LVM*).

A case can be determined in different ways, such as through a verdict which is the court's decision on the issue in the case or matter. It can also be determined through a final order, by which a court concludes its consideration of the case without a verdict. Examples of final orders are cancellations and rejections of cases.

The administrative courts

The administrative courts hear appeals against decisions by an administrative authority or decisions submitted to it by such an authority. They are staffed by judges, law clerks, officials who present the cases and administrative staff. At these courts, lay judges often take part in the judicial process.

Tax cases are among the case categories handled by administrative courts following referral when a decision by the tax authorities is appealed. The decisions in question could refer to income assessment or value-added tax.

Certain decisions by a municipal social welfare committee, such as decisions regarding income support, can be appealed to an administrative court. These are shown under the heading '*Cases involving the Social Services Act*'.

Social insurance cases involve appeals against decisions by the Social Insurance Agency on matters such as the right to compensation for occupational injuries, sickness benefit, parental payments or car subsidies for the disabled.

Quantitative cases concern property taxations, national registration, correctional treatment, driving licenses and study grants.

In cases that fall under the Care of Young Persons Act (*LVU*), the court examines whether children or young people up to eighteen years of age, in certain cases twenty, can be made subject to a compulsory care and protection order outside their parental home.

In cases covered by Compulsory Care for Substance Abusers Act (*LVM*), the court must decide, following an application from the social welfare committee, whether such individuals should receive medical treatment for their abuse even if they withhold consent.

The administrative courts also examine issues relating to compulsory psychiatric care and in other *psychiatric care cases*. The court must decide whether a person is in need of such care, whether a term of compulsory psychiatric care should be extended or whether forensic psychiatric care should be terminated. In such cases the senior consultant involved makes an application to the administrative court, which can also examine various issues following an appeal by the patient. This could, for example, involve deciding whether compulsory care should be stopped or whether a patient should be allowed a period of leave outside the treatment unit.

Administrative courts also handle cases relating to public procurement (*LOU*) and the Utilities Procurement Act (*LUF*). *LUF* regulates procurement for entities operating in the water, energy, transport and postal services sectors.

Migration cases involve appeals against decisions mainly made by the Migration Board and could relate to asylum, e.g. a residence permit for a refugee, or Swedish citizenship.

Other cases at the administrative court may relate to the *Animal Welfare Act*, *licences to serve alcoholic beverages* and *testing the legality of the Local Government Act*. Since Sweden joined the EU, cases involving *EU legislation* also arise. Mention can be made, for example, of cases relating to certain agricultural subsidies.

Case determination at the administrative courts

In accordance with the general rule at an administrative court, a legally trained judge and three lay judges adjudicate. In certain matters falling under the Local Government Act two special members participate whilst in property assessment cases a member who has valuation skills may take part. A large number of cases are also determined by a single judge. Law clerks also serve in the administrative courts and after a certain period of service they are usually appointed to adjudicate regularly in less complicated cases concerning for example driving licenses.

As a rule, proceedings are in writing although they may include an oral hearing if it can be assumed to be of benefit to the enquiry or could expedite a decision in the case. If an individual party who is presenting the case requests an oral hearing, this should be granted unless it is deemed unnecessary. In certain cases, e.g., the provision of care for young people or substance abusers, an oral hearing takes place unless it is clearly unnecessary. If, in such cases, an individual party requests such a hearing it should always be granted. Instead of an oral hearing, the cases can be determined after a presentation.

If the plaintiffs are dissatisfied they can lodge an appeal with an administrative court of appeal.

The Administrative courts of appeal

The administrative courts of appeal examine cases appealed from the administrative courts. They have the same structure of case categories as the administrative courts.

Many cases require the administrative court of appeal to grant leave to appeal for the appeal to be heard. It may be granted only if it is of importance in guiding the application of the law

(precedent) or if there are pressing reasons to hear an appeal (extraordinary leave). Regarding alien and citizenship cases certain rules are applied, not every kind of case can be appealed.

The administrative court of appeal is the first instance for what are termed *secrecy cases*, which relate to the right to view the contents of a public document.

Case determination at the administrative courts of appeal

In accordance with the general rule three legally trained judges adjudicate at the administrative court of appeal. In certain cases they are joined by two lay judges or special members. The question of leave to appeal is decided by two legally trained judges if their decision is unanimous, or by three if it is not.

As a rule, proceedings are in writing and the case is determined after a presentation by a lawyer at the Court of Appeal. At the presentation, the lawyer presents the facts of the case and the investigation that has been made. The lawyer also provides an account of current regulations in the area. An oral hearing may be included in the proceedings if it can be assumed to be of benefit to the inquiry or if it could expedite the hearing of the case. If an individual party to the case requests an oral hearing, this should be granted unless it is deemed unnecessary. In certain cases, e.g. the provision of care for young people or substance abusers, an oral hearing is held unless it is clearly unnecessary. If, in such cases, an individual party requests such a hearing it should always be granted.

The Supreme Administrative Court

This is the highest general administrative court and examines cases appealed from one of the four administrative courts of appeal. It also examines appeals from the Council for Advance Tax Rulings and the Patent Appeals Board. It has the same structure of case categories as the lower instances. The majority of appeals at this level require leave to appeal, which is granted only if it could be of importance as a precedent, i.e. provides guidance on how other similar cases are to be determined, or if there are pressing reasons to do so. Only a small percentage of the cases referred to the Supreme Administrative Court of Appeal are granted leave to appeal. The Chancellor of Justice (JK) and the Parliamentary Ombudsman (JO) do not require this in cases of a disciplinary offence or revocation or restriction of the right to work as a doctor or other medical professional within the healthcare system. Nor does the Chancellor of Justice require leave to appeal in cases concerning the law of collection of debts.

The members of this court are called justices and when the facts of a case are to be examined five justices usually take part. The case may also be determined by the court in a full plenary session. Questions regarding leave to appeal are generally decided by one up to three justices.

Proceedings are as a rule in writing and an oral hearing may be included if it can be assumed to be of benefit to the inquiry or if it could expedite the hearing of the case. Often the judge referee presents the case verbally to the justice of the supreme court, which then deliberates. Sometimes they directly reach a decision, but it is more common for one or more additional deliberations to take place in order to make a decision.

Table 2.1 Administrative courts development of cases 2020–2024

	Year				
	2020	2021	2022	2023	2024
Cases filed					
Tax cases	7 697	7 141	7 794	7 602	7 936
Congestion charge cases	328	239	208	214	264
Social insurance cases	17 489	14 601	10 187	10 650	10 906
Cases relating to the Social Services Act	33 517	27 381	24 006	23 633	24 967
Psychiatric care cases	14 633	14 842	15 068	15 290	15 159
LVU cases ¹	5 401	5 387	5 545	5 685	5 824
LVM cases ²	1 253	1 181	1 155	1 168	980
LOU cases ³	3 594	2 509	2 632	2 956	3 095
Quantitative cases ⁴	10 618	9 626	9 307	9 806	10 700
Migration cases	70 110	59 970	48 968	56 818	68 255
Other cases	27 119	35 059	27 479	25 660	25 727
Total	191 759	177 936	152 349	159 482	173 813
Cases determined					
Tax cases	8 032	7 749	7 508	8 544	8 349
Congestion charge cases	352	240	226	229	255
Social insurance cases	18 356	17 825	12 841	12 812	10 643
Cases relating to the Social Services Act	34 117	27 961	25 214	24 894	23 908
Psychiatric care cases	14 594	14 840	15 088	15 261	15 119
LVU cases ¹	5 368	5 327	5 511	5 690	5 848
LVM cases ²	1 252	1 183	1 179	1 164	997
LOU cases ³	3 616	2 756	2 726	2 878	2 859
Quantitative cases ⁴	10 990	9 931	9 083	10 244	10 477
Migration cases	70 623	62 733	49 265	57 352	69 577
Other cases	28 886	33 463	29 010	28 701	25 233
Total	196 186	184 008	157 651	167 769	173 265
Cases pending					
Tax cases	5 309	4 761	5 079	4 181	3 808
Congestion charge cases	46	45	28	13	22
Social insurance cases	13 907	10 700	8 045	5 884	6 149
Cases relating to the Social Services Act	8 819	8 231	7 031	5 777	6 837
Psychiatric care cases	316	317	297	327	368
LVU cases ¹	792	857	893	890	868
LVM cases ²	58	56	32	36	19
LOU cases ³	854	610	517	596	834
Quantitative cases ⁴	2 188	1 883	2 109	1 669	1 888
Migration cases	13 652	10 910	10 645	10 147	8 855

Other cases	11 334	12 950	11 443	8 421	8 946
Total	57 275	51 320	46 119	37 941	38 594

¹ Cases under the Care of Young Persons Act (LVU)

² Cases under the Compulsory Care for Substance Abusers Act (LVM)

³ Cases relating to public procurement (LOU)

⁴ Quantitative cases: real estate assessment, national registration, correctional treatment, driving licence and study allowances.



Table 2.2 Development of cases per administrative court in 2024

Administrative courts	Case category ¹⁻⁴	Filed cases	Determined cases	Pending cases
Falun	Total	5 851	5 662	2 150
	LOU cases	224	250	20
	LVM cases	59	59	3
	LVU cases	360	368	56
	Quantitative cases	478	448	138
	Psychiatric care cases	707	695	22
	Tax cases	425	571	318
	Social insurance cases	707	563	453
	Cases relating to the Social Services Act	1 424	1 304	519
	Other cases	1 467	1 404	621
Gothenburg	Total	30 389	31 244	3 969
	LOU cases	402	353	83
	LVM cases	146	145	5
	LVU cases	862	877	108
	Quantitative cases	1 523	1 529	158
	Psychiatric care cases	2 624	2 642	56
	Tax cases	1 015	1 208	295
	Social insurance cases	1 581	1 725	409
	Cases relating to the Social Services Act	3 231	3 199	506
	Congestion charge cases	27	27	1
Härnösand	Total	5 299	5 060	1 588
	LOU cases	66	68	7
	LVM cases	39	38	1
	LVU cases	163	168	16
	Quantitative cases	641	602	163
	Psychiatric care cases	896	882	26
	Tax cases	193	189	96
	Social insurance cases	635	576	336

	Cases relating to the Social Services Act	579	539	210
	Congestion charge cases	2	1	2
	Other cases	2 085	1 997	731
Jönköping	Total	6 218	6 044	2 380
	LOU cases	127	92	55
	LVM cases	76	74	2
	LVU cases	453	476	75
	Quantitative cases	696	720	186
	Psychiatric care cases	961	953	24
	Tax cases	347	303	198
	Social insurance cases	803	733	634
	Cases relating to the Social Services Act	1 449	1 457	492
	Congestion charge cases	5	5	1
	Other cases	1 301	1 231	713
Karlstad	Total	6 003	5 734	2 339
	LOU cases	132	129	41
	LVM cases	95	102	1
	LVU cases	517	512	100
	Quantitative cases	893	820	271
	Psychiatric care cases	556	548	24
	Tax cases	272	317	242
	Social insurance cases	471	459	349
	Cases relating to the Social Services Act	1 673	1 443	775
	Congestion charge cases	3	3	0
	Other cases	1 391	1 401	536
Linköping	Total	9 704	9 358	2 197
	LOU cases	287	284	39
	LVM cases	81	82	1
	LVU cases	560	549	82
	Quantitative cases	1 021	965	154
	Psychiatric care cases	1 491	1 496	20
	Tax cases	1 191	1 254	295
	Social insurance cases	749	696	393
	Cases relating to the Social Services Act	2 502	2 222	623
	Congestion charge cases	5	5	1
	Migration cases	4	4	0
	Other cases	1 813	1 801	589
Luleå	Total	7 003	7 056	898
	LOU cases	38	44	1
	LVM cases	40	41	0
	LVU cases	132	136	16
	Quantitative cases	193	200	22
	Psychiatric care cases	451	452	1
	Tax cases	86	83	17
	Social insurance cases	190	199	59
	Cases relating to the Social Services Act	456	349	165

	Congestion charge cases	1	1	0
	Migration cases	4 660	4 780	455
	Other cases	756	771	162
Malmö	Total	43 492	44 271	10 654
	LOU cases	839	626	416
	LVM cases	105	105	0
	LVU cases	802	788	122
	Quantitative cases	1 365	1 418	238
	Psychiatric care cases	1 503	1 505	24
	Tax cases	997	1 123	567
	Social insurance cases	1 751	1 991	1 292
	Cases relating to the Social Services Act	4 571	4 788	1 288
	Congestion charge cases	10	10	1
	Migration cases	28 451	28 788	5 099
	Other cases	3 098	3 129	1 607
Stockholm	Total	44 611	44 069	8 412
	LOU cases	511	525	100
	LVM cases	134	139	2
	LVU cases	1 008	1 014	125
	Quantitative cases	2 080	2 021	249
	Psychiatric care cases	2 950	2 942	82
	Tax cases	2 624	2 692	1 343
	Social insurance cases	2 458	2 278	1 343
	Cases relating to the Social Services Act	5 673	5 413	1 203
	Congestion charge cases	203	197	13
	Migration cases	19 348	19 778	1 499
	Other cases	7 622	7 070	2 453
Umeå	Total	2 187	2 195	351
	LOU cases	46	64	4
	LVM cases	44	45	0
	LVU cases	127	133	12
	Quantitative cases	259	257	32
	Psychiatric care cases	588	588	15
	Tax cases	47	48	10
	Social insurance cases	286	292	91
	Cases relating to the Social Services Act	352	354	74
	Congestion charge cases	2	2	0
	Other cases	436	412	113
Uppsala	Total	8 335	7 829	2 359
	LOU cases	199	192	34
	LVM cases	96	99	3
	LVU cases	512	500	90
	Quantitative cases	1 054	1 015	196
	Psychiatric care cases	1 572	1 558	55
	Tax cases	396	298	225
	Social insurance cases	753	513	434

	Cases relating to the Social Services Act	2 130	1 962	746
	Congestion charge cases	5	3	2
	Other cases	1 618	1 689	574
Växjö	Total	4 721	4 743	1 297
	LOU cases	224	232	34
	LVM cases	65	68	1
	LVU cases	328	327	66
	Quantitative cases	497	482	81
	Psychiatric care cases	860	858	19
	Tax cases	343	263	202
	Social insurance cases	522	618	356
	Cases relating to the Social Services Act	927	878	236
	Congestion charge cases	1	1	1
	Other cases	954	1 016	301

¹ Cases relating to public procurement (LOU) .

² Cases under the Compulsory Care for Substance Abusers Act (LVM).

³ Cases under the Care of Young Persons Act (LVU).

⁴ Quantitative cases: real estate assessment, national registration, correctional treatment, driving licence and study allowances.



Table 2.3 Administrative courts, migration case development 2020–2024

	Year				
	2020	2021	2022	2023	2024
Cases filed					
Removal cases asylum	11 444	7 033	5 462	7 539	5 854
- of which unaccompanied minors	140	54	65	95	78
- of which after new adjudication according to chapter 12 §19	968	717	720	721	403
- of which other removal cases asylum	10 336	6 262	4 677	6 723	5 373
Immediate enforcement	815	766	779	671	498
Residence permit, Removal cases not asylum, Status declarations	13 562	11 918	12 704	14 560	21 382
- of which residence permits	9 300	8 471	9 429	10 556	16 137
- of which removal cases, not asylum	3 202	2 551	2 431	2 939	3 762
- of which status declarations	1 060	896	844	1 065	1 483
Enforcement cases	2 640	1 876	1 496	1 503	1 259
Citizenship cases	2 570	3 036	3 768	3 466	4 172
Entry visa cases	1 864	1 431	8 123	8 078	7 735
Other migration cases	37 215	33 910	16 636	21 001	27 355
Total migration cases	70 110	59 970	48 968	56 818	68 255
Cases determined					
Removal cases asylum	12 043	9 236	6 611	7 590	6 900
- of which unaccompanied minors	142	69	46	108	76
- of which after new adjudication according to chapter 12 §19	835	828	655	826	500

- of which other removal cases asylum	11 066	8 339	5 910	6 656	6 324
Immediate enforcement	824	766	771	693	504
Residence permit, Removal cases not asylum, Status declarations	12 871	12 720	11 996	14 652	21 934
- of which residence permits	8 646	9 081	9 017	10 696	17 111
- of which removal cases, not asylum	2 948	2 719	2 107	2 971	3 521
- of which status declarations	1 277	920	872	985	1 302
Enforcement cases	2 652	1 895	1 478	1 525	1 275
Citizenship cases	2 515	2 410	3 860	3 750	3 810
Entry visa cases	2 214	1 448	8 045	8 095	7 696
Other migration cases	37 504	34 258	16 504	21 047	27 458
Total migration cases	70 623	62 733	49 265	57 352	69 577

Cases pending

Removal cases asylum	6 344	4 158	3 025	2 987	1 957
- of which unaccompanied minors	23	7	26	12	14
- of which after new adjudication according to chapter 12 §19	392	290	358	258	163
- of which other removal cases asylum	5 929	3 861	2 641	2 717	1 780
Immediate enforcement	22	23	32	11	5
Residence permit, Removal cases not asylum, Status declarations	5 702	4 918	5 640	5 565	5 017
- of which residence permits	3 802	3 199	3 618	3 496	2 520
- of which removal cases, not asylum	1 463	1 301	1 631	1 598	1 840
- of which status declarations	437	418	391	471	657
Enforcement cases	57	39	57	36	20
Citizenship cases	536	1 161	1 070	784	1 146
Entry visa cases	57	40	118	101	139
Other migration cases	934	571	703	663	571
Total migration cases	13 652	10 910	10 645	10 147	8 855

Table 2.4 Administrative courts determined cases 2020–2024

	Year				
	2020	2021	2022	2023	2024
Percentage of priority cases ¹	17%	18%	20%	20%	21%
Percentage of cases determined with oral proceeding	11%	12%	14%	13%	13%
Percentage of migration cases determined with oral proceeding	4%	4%	4%	3%	3%
Percentage of cases excluding migration cases determined following an oral hearing	15,1%	16,0%	18,1%	17,9%	18,8%
Average time in decided migration cases following a hearing (hours per case)	2,33	2,39	2,19	1,91	1,92
Average time in decided cases excluding migration following a hearing (hours per case)	0,67	0,67	0,64	0,61	0,62
Percentage of cases determined by a single judge	72,0%	72,7%	71,2%	71,2%	71,4%
Percentage of cases determined by a judge and lay judges	27,9%	27,2%	28,7%	28,8%	28,5%
Percentage of cases determined with a different composition	0,1%	0,1%	0,1%	0,1%	0,1%
Percentage of cases determined through a judgment ²	87,9%	88,5%	85,3%	86,5%	86,2%
Percentage of cases determined following a decision ³	12,1%	11,5%	14,7%	13,5%	13,8%

¹Priority cases: cases relating to compulsory psychiatric care (LPT) and forensic psychiatric care (LRV), cases under the Care of Young Persons Act (LVU) as well as cases covered by Compulsory Care for Substance Abusers Act (LVM).

²Judgement: the verdict which is the court's decision on the issue in the case or matter.

³Decision: the final order by which a court concludes its consideration of the case without a judgment.

Table 2.5 Administrative courts of appeal development of cases 2020–2024

	Year				
	2020	2021	2022	2023	2024
Cases filed					
Tax cases	2 521	2 317	2 463	2 509	3 052
Congestion charge cases	42	33	22	28	28
Social insurance cases	4 904	4 948	3 222	2 847	2 656
Cases relating to the Social Services Act	2 353	2 140	1 820	1 927	2 146
Psychiatric care cases	2 116	2 280	2 432	2 243	2 187
LVU cases ¹	2 718	2 750	2 837	3 000	3 129
LVM cases ²	368	383	382	367	351
LOU cases ³	778	486	557	742	619
Quantitative cases ⁴	1 616	1 327	1 135	1 402	1 488
Migration cases	16 352	13 060	12 149	13 122	15 083
Other cases	7 269	9 048	6 949	7 838	7 664
Total	41 037	38 772	33 968	36 025	38 403
Cases determined					
Tax cases	2 863	2 536	1 975	2 848	2 342
Congestion charge cases	44	30	24	29	25
Social insurance cases	8 863	4 401	4 712	2 905	2 795
Cases relating to the Social Services Act	2 262	2 203	1 855	1 901	2 133
Psychiatric care cases	2 081	2 287	2 430	2 256	2 203
LVU cases ¹	2 598	2 850	2 830	2 935	3 129
LVM cases ²	370	388	380	366	347
LOU cases ³	742	493	575	775	603
Quantitative cases ⁴	1 442	1 426	1 215	1 354	1 457
Migration cases	16 622	13 235	12 213	12 996	14 937
Other cases	7 213	7 822	7 763	8 029	7 858
Total	45 100	37 671	35 972	36 394	37 829
Cases pending					
Tax cases	1 616	1 392	1 879	1 548	2 259
Congestion charge cases	1	4	2	1	4
Social insurance cases	2 050	2 598	1 109	1 052	913
Cases relating to the Social Services Act	483	422	388	414	426
Psychiatric care cases	188	182	184	171	155
LVU cases ¹	476	375	382	447	447
LVM cases ²	38	33	35	36	40
LOU cases ³	112	105	87	54	70
Quantitative cases ⁴	380	281	200	248	278
Migration cases	1 208	1 032	965	1 089	1 235
Other cases	1 886	3 114	2 311	2 122	1 932
Total	8 438	9 538	7 542	7 182	7 759

¹ Cases under the Care of Young Persons Act (LVU)

² Cases under the Compulsory Care for Substance Abusers Act (LVM)

³ Cases relating to public procurement (LOU)

⁴ Quantitative cases: real estate assessment, national registration, correctional treatment, driving licence and study allowances.

Table 2.6 Case development per Administrative court of appeal in 2024

Administrative court of appeal	Case category	Filed cases	Determined cases	Pending cases
Gothenburg	Total	8 126	7 974	1 941
	LOU cases ¹	270	271	21
	LVM cases ²	122	118	12
	LVU cases ³	1 207	1 216	128
	Quantitative cases ⁴	498	461	112
	Psychiatric care cases	765	774	51
	Tax cases	888	849	487
	Social insurance cases	997	932	348
	Cases relating to the Social Services Act	874	859	186
	Congestion charge cases	5	3	2
Other cases	2 500	2 491	594	
Jönköping	Total	4 114	4 180	1 524
	LOU cases ¹	101	91	19
	LVM cases ²	81	84	12
	LVU cases ³	709	701	153
	Quantitative cases ⁴	317	332	56
	Psychiatric care cases	395	404	34
	Tax cases	287	387	320
	Social insurance cases	560	601	264
	Cases relating to the Social Services Act	406	399	80
	Congestion charge cases	1	1	0
Other cases	1 257	1 180	586	
Stockholm	Total	22 900	22 709	3 158
	LOU cases ¹	170	170	15
	LVM cases ²	84	84	7
	LVU cases ³	812	823	81
	Quantitative cases ⁴	398	423	45
	Psychiatric care cases	722	706	37
	Tax cases	1366	868	1006
	Social insurance cases	760	922	173
	Cases relating to the Social Services Act	641	670	106
	Congestion charge cases	20	19	2
	Migration cases	15 083	14 937	1 235
Other cases	2 844	3 087	451	
Sundsvall	Total	3 263	2 966	1 136
	LOU cases ¹	78	71	15
	LVM cases ²	64	61	9
	LVU cases ³	401	389	85
	Quantitative cases ⁴	275	241	65
	Psychiatric care cases	305	319	33
	Tax cases	511	238	446
	Social insurance cases	339	340	128

Cases relating to the Social Services Act	225	205	54
Congestion charge cases	2	2	0
Other cases	1 063	1 100	301

¹ Cases relating to public procurement (LOU)

² Cases under the Compulsory Care for Substance Abusers Act (LVM)

³ Cases under the Care of Young Persons Act (LVU)

⁴ Quantitative cases: real estate assessment, national registration, correctional treatment, driving licence and study allowances.



Table 2.7 Administrative Court of Appeal in Stockholm (migration case development) 2020–2024

	Year				
	2020	2021	2022	2023	2024
Cases filed					
Removal cases asylum	8 358	6 407	4 833	5 293	5 067
- of which unaccompanied minors	119	52	32	72	55
- of which after new adjudication according to chapter 12 §19	616	594	430	496	346
- of which other removal cases asylum	7 623	5 761	4 371	4 725	4 666
Immediate enforcement	60	60	59	63	33
Residence permit, Removal cases not asylum, Status declarations	4 081	3 499	3 218	3 575	5 666
- of which residence permits	2 527	2 227	2 230	2 222	3 951
- of which removal cases, not asylum	1 084	996	698	1 025	1 311
- of which status declarations	470	276	290	328	404
Enforcement cases	1 262	973	684	678	592
Citizenship cases	416	366	669	713	801
Entry visa cases	269	228	1 149	1 090	984
Other migration cases	1 763	1 405	1 434	1 575	1 807
Extraordinary remedies	143	122	103	135	133
Total migration cases	16 352	13 060	12 149	13 122	15 083
Cases determined					
Removal cases asylum	8 560	6 570	4 941	5 232	5 132
- of which unaccompanied minors	123	60	29	74	54
- of which after new adjudication according to chapter 12 §19	601	616	440	503	359

- of which other removal cases asylum	7 836	5 894	4 472	4 655	4 719
Immediate enforcement	57	64	55	66	32
Residence permit, Removal cases not asylum, Status declarations	4 067	3 537	3 257	3 474	5 511
- of which residence permits	2 491	2 242	2 261	2 183	3 884
- of which removal cases, not asylum	1 072	1 005	718	965	1 236
- of which status declarations	504	290	278	326	391
Enforcement cases	1 290	980	675	685	566
Citizenship cases	398	355	629	745	764
Entry visa cases	297	198	1 114	1 099	993
Other migration cases	1 810	1 410	1 435	1 566	1 810
Extraordinary remedies	143	121	107	129	129
Total migration cases	16 622	13 235	12 213	12 996	14 937
Cases pending					
Removal cases asylum	712	545	436	496	431
- of which unaccompanied minors	9	1	4	2	3
- of which after new adjudication according to chapter 12 §19	74	52	42	35	22
- of which other removal cases asylum	629	492	390	459	406
Immediate enforcement	5	1	6	3	5
Residence permit, Removal cases not asylum, Status declarations	348	311	269	369	524
- of which residence permits	224	210	178	216	283
- of which removal cases, not asylum	85	76	56	116	191
- of which status declarations	39	25	35	37	50
Enforcement cases	52	46	55	49	75
Citizenship cases	40	51	91	59	96
Entry visa cases	8	38	73	63	54
Other migration cases	31	27	26	35	31
Extraordinary remedies	12	13	9	15	19
Total migration cases	1 208	1 032	965	1 089	1 235

Table 2.8 Administrative Courts of Appeal determined cases 2020-2024

	Year				
	2020	2021	2022	2023	2024
Determined	28 478	24 436	23 759	23 398	22 892
Cases where leave to appeal is granted	2 972	2 306	3 088	2 412	2 008
Cases where leave to appeal is not granted	15 755	12 042	11 243	10 842	10 710
Cases not requiring leave to appeal	9 751	10 088	9 428	10 144	10 174
Percentage of cases determined with oral proceeding	7%	8%	9%	10%	9%
Percentage of priority cases ²	18%	23%	24%	24%	25%

¹ Excluding migration cases.

² Priority cases: cases relating to compulsory psychiatric care (LPT) and forensic psychiatric care (LRV), cases under the Care of Young Persons Act (LVU) as well as cases covered by Compulsory Care for Substance Abusers Act (LVM).

 Official Statistics of Sweden

Table 2.9 Administrative Courts of Appeal frequency of appeal and amendment 2020-2024

	Year				
	2020	2021	2022	2023	2024
Frequency of appeal excluding migration cases	20%	21%	20%	21%	22%
Frequency of amendment excluding migration cases	12%	12%	15%	14%	10%
Frequency of appeal in migration cases	23%	21%	25%	23%	22%
Frequency of appeal in removal cases, asylum (migration)	69%	69%	73%	70%	73%
Frequency of amendment in migration cases	0,6%	0,4%	0,3%	0,3%	0,3%
Frequency of amendment in removal cases, asylum (migration)	0,4%	0,2%	0,3%	0,2%	0,2%

 Official Statistics of Sweden

Table 2.10 The Supreme Administrative Court development of cases 2020–2024

	Year				
	2020	2021	2022	2023	2024
Cases filed					
Tax cases	1 060	1 019	848	1 296	1 011
Congestion charge cases	11	9	6	6	6
Social insurance cases	1 392	1 387	1 258	933	943
Cases relating to the Social Services Act	438	527	473	500	504
Psychiatric care cases	598	688	757	705	633
LVU cases ¹	941	1 068	1 057	1 087	1 134
LVM cases ²	66	88	78	82	80
LOU cases ³	257	163	170	244	123
Quantitative cases ⁴	330	329	469	363	374
Other cases	2 359	2 450	2 600	2 877	2 745
Total	7 452	7 728	7 716	8 093	7 553
Cases determined					
Tax cases	1 163	1 016	991	885	1 421
Congestion charge cases	13	9	6	5	5
Social insurance cases	1 234	1 308	1 374	1 094	939
Cases relating to the Social Services Act	456	515	484	520	462
Psychiatric care cases	554	747	713	714	659
LVU cases ¹	918	1 074	1 059	1 108	1 110
LVM cases ²	63	91	82	77	86
LOU cases ³	245	159	190	258	106
Quantitative cases ⁴	320	327	479	348	385
Other cases	2 238	2 286	2 448	3 099	3 002
Total	7 204	7 532	7 826	8 108	8 175
Cases pending					
Tax cases	372	373	232	643	233
Congestion charge cases	0	0	0	1	2
Social insurance cases	344	422	306	145	150
Cases relating to the Social Services Act	90	102	91	71	113
Psychiatric care cases	106	47	91	82	56
LVU cases ¹	156	150	148	127	151
LVM cases ²	12	9	5	10	4
LOU cases ³	41	45	25	11	28
Quantitative cases ⁴	64	66	56	66	55
Other cases	685	836	989	757	491
Total	1 870	2 050	1 943	1 913	1 283

¹ Cases under the Care of Young Persons Act (LVU)

² Cases under the Compulsory Care for Substance Abusers Act (LVM)

³ Cases relating to public procurement (LOU)

⁴ Quantitative cases: real estate assessment, national registration, correctional treatment, driving licence and study allowances.

 Official Statistics of Sweden

Table 2.11 The Supreme Administrative Court leave to appeal 2020–2024

	Year				
	2020	2021	2022	2023	2024
Cases where leave to appeal is granted	92	95	69	97	95
Cases where leave to appeal is not granted	6 752	7 164	7 457	7 685	7 523
Cases not requiring leave to appeal	360	273	300	326	557
Total determined cases	7 204	7 532	7 826	8 108	8 175

 Official Statistics of Sweden

Table 2.12 The Supreme Administrative Court frequency of appeal 2020–2024

	Year				
	2020	2021	2022	2023	2024
Frequency of appeal	26%	32%	32%	35%	33%

 Official Statistics of Sweden

3. Matters dealt with at the Rent and Tenancy Tribunals

The work of the Rent and Tenancy Tribunals

Rent Tribunals can mediate in disputes between landlords and tenants or between tenant associations and tenants if the parties themselves cannot reach agreement. Rent tribunals also examine certain rent and tenant issues and pronounce a decision that is binding on the parties. Rent tribunals also deal with matters that involve special administration of residential properties. The purchaser of a rental property may in certain cases require the consent of the tribunal to validate the purchase.

A rent tribunal normally consists of three members during a procedure. The tribunal is chaired by a rent tribunal judge whilst the other members represent different interest groups, of whom one is well versed in property management and the other in the situation of the tenants.

A tenancy tribunal has similar duties to a rent tribunal when it comes to applying legislation relating to leases. Its composition is also similar to that of the rent tribunal except that the members represent the interests of landowners and tenants.

Matters at the Rent and Tenancy tribunals are divided into several categories, for example *housing waivers*, *commercial premises agency matters* and *premises waivers*, etc.

Most of the decisions of a rent tribunal can be appealed to Svea Court of Appeal whilst certain leasehold matters can be appealed to the court of appeal within whose jurisdiction the leased property is located. Some of the decisions cannot be appealed.

There are eight rent and tenancy tribunals. The government decide operational targets for them, and they also set their own operational targets in consultation with the Swedish National Courts Administration. These targets are measured as turnaround times for determined cases. The 75th percentile indicates how long it takes to determine 75 % of the cases.

Table 3.1 Rent and tenancy tribunals development of matters 2020–2024

	Year				
	2020	2021	2022	2023	2024
Filed					
Rent tribunal matters	7 634	6 412	6 504	8 923	14 550
- of which matters governed by the Land Code chapter 12	5 993	5 212	5 305	5 686	6 216
- of which matters governed by the Rent Negotiation Act	593	323	265	2 193	7 148
- of which other rent tribunal matters	1 048	877	934	1 044	1 186
Tenancy tribunal matters	1 859	1 248	1 519	1 487	2 079
- of which residential leases	1 127	697	897	586	774
- of which agricultural leases	85	90	72	62	59
- of which other tenancy tribunal matters	647	461	550	839	1 246
Housing and Premises Renunciation matters	26 589	26 513	26 184	24 227	25 473
Commercial premises agency matters	4 177	3 729	3 715	3 908	3 763
Total	40 259	37 902	37 922	38 545	45 865
Determined					
Rent tribunal matters	7 843	7 407	6 657	7 456	15 108
- of which matters governed by the Land Code chapter 12	6 258	6 045	5 468	5 574	6 069
- of which matters governed by the Rent Negotiation Act	518	436	313	820	7 914
- of which other rent tribunal matters	1 067	926	876	1 062	1 125
Tenancy tribunal matters	1 298	1 659	1 133	2 178	1 561
- of which residential leases	559	1 107	547	1 306	220
- of which agricultural leases	92	74	74	66	70
- of which other tenancy tribunal matters	647	478	512	806	1 271
Housing and Premises Renunciation matters	26 520	26 408	26 504	23 921	25 443
Commercial premises agency matters	4 200	4 070	3 605	3 839	3 830
Total	39 861	39 544	37 899	37 394	45 942
Pending					
Rent tribunal matters	3 411	2 408	2 266	3 734	3 212
- of which matters governed by the Land Code chapter 12	2 851	2 013	1 853	1 967	2 124
- of which matters governed by the Rent Negotiation Act	351	236	195	1 568	827
- of which other rent tribunal matters	209	159	218	199	261
Tenancy tribunal matters	1 264	851	1 233	544	1 093
- of which residential leases	1 132	721	1 066	349	902
- of which agricultural leases	20	35	33	25	15
- of which other tenancy tribunal matters	112	95	134	170	176
Housing and Premises Renunciation matters	1 002	958	490	778	798

Commercial premises agency matters	2 762	2 419	2 531	2 599	2 527
Total	8 439	6 636	6 520	7 655	7 630

 Official Statistics of Sweden

Table 3.2 Rent and tenancy tribunals development of matters per tribunal 2020-2024

Rent and Tenancy Tribunal		2020	2021	2022	2023	2024
Gothenburg	Filed	7 319	6 787	6 960	7 084	9 989
	Determined	6 850	7 072	6 671	7 038	10 337
	Pending	1 578	1 284	1 564	1 601	1 247
Jönköping	Filed	1 633	1 640	1 670	1 734	2 566
	Determined	1 649	1 685	1 557	1 748	2 473
	Pending	262	216	330	316	409
Linköping	Filed	2 349	2 066	2 265	2 078	3 146
	Determined	2 309	2 045	2 279	2 006	2 669
	Pending	290	290	242	312	790
Malmö	Filed	4 183	3 592	3 767	3 707	4 238
	Determined	4 115	3 809	3 618	3 643	4 351
	Pending	741	524	664	718	596
Stockholm	Filed	16 865	16 492	16 254	16 859	17 958
	Determined	17 323	17 469	16 517	16 000	18 552
	Pending	4 170	3 090	2 788	3 649	3 092
Sundsvall	Filed	950	1 046	994	1 052	1 318
	Determined	931	1 058	986	1 020	1 324
	Pending	180	169	176	207	201
Umeå	Filed	1 974	1 988	1 766	2 126	2 873
	Determined	1 555	1 897	2 123	2 160	2 660
	Pending	604	669	265	233	471
Västerås	Filed	4 986	4 291	4 246	3 905	3 777
	Determined	5 129	4 509	4 148	3 779	3 576
	Pending	614	394	491	619	824

 Official Statistics of Sweden

Appendix: Age percentage of pending cases

End of month									
	2024-12-31			2023-12-31			2022-12-31 ¹		
	Percentage of pending cases older than 6 months	Percentage of pending cases older than 12 months	Percentage of pending cases older than 24 months	Percentage of pending cases older than 6 months	Percentage of pending cases older than 12 months	Percentage of pending cases older than 24 months	Percentage of pending cases older than 6 months	Percentage of pending cases older than 12 months	Percentage of pending cases older than 24 months
Total	30,5%	10,8%	2,6%	32,3%	11,9%	2,7%	34,5%	12,8%	2,5%
Administrative courts	23,6%	5,4%	0,2%	28,8%	7,8%	0,3%	34,1%	10,5%	0,7%
- of which migration cases	24,1%	10,8%	0,4%	30,0%	9,7%	0,0%	30,2%	9,5%	0,6%
- of which other cases	23,5%	3,8%	0,2%	28,3%	7,1%	0,3%	35,3%	10,8%	0,7%
Courts of appeal	31,2%	9,4%	1,2%	34,0%	11,5%	1,2%	33,6%	12,4%	1,1%
The Supreme court	14,1%	1,7%	0,0%	9,1%	0,9%	0,0%	9,3%	0,9%	0,1%
The Supreme administrative court	8,3%	3,0%	0,4%	21,5%	3,8%	0,8%	25,1%	3,3%	0,1%
Administrative courts of appeal	25,9%	7,0%	0,9%	20,7%	8,3%	1,2%	32,3%	10,7%	0,4%
- of which migration cases	0,9%	0,0%	0,0%	0,1%	0,0%	0,0%	0,3%	0,0%	0,0%
- of which other cases	30,6%	8,3%	1,0%	24,4%	9,8%	1,4%	37,0%	12,3%	0,4%
District courts	34,7%	13,9%	4,0%	35,5%	14,5%	4,2%	35,7%	14,8%	3,9%

¹New table since year 2023. Data was extracted in January 2024 for 2023 and 2022.

Appendix: Age percentage of pending matters at the Rent and Tenancy Tribunals¹

	End of month								
	2024-12-31			2023-12-31			2022-12-31		
	Percentage of pending matters older than 6 months	Percentage of pending matters older than 12 months	Percentage of pending matters older than 24 months	Percentage of pending matters older than 6 months	Percentage of pending matters older than 12 months	Percentage of pending matters older than 24 months	Percentage of pending matters older than 6 months	Percentage of pending matters older than 12 months	Percentage of pending matters older than 24 months
Rent and Tenancy Tribunals	32,6%	8,3%	0,7%	25,0%	5,0%	1,1%	38,5%	11,8%	3,6%

¹New table since 2024.

Appendix: Performance of the time targets – results of individual courts

District courts

Performance of the time targets set by the government 2022-2024

Court	Criminal cases excluding priority cases 75th percentile, target is 5 months			Civil cases excluding joint petitions for divorce 75th percentile, target is 7 months		
	2022	2023	2024	2022	2023	2024
Alingsås	6,4	4,8	3,3	8,2	7,5	6,1
Attunda	3,9	4,5	4	7,9	7,2	6,2
Blekinge	4,0	3,9	3	5,9	5,6	6,6
Borås	3,3	1,9	1,6	5,4	4,7	4,1
Eksjö	2,8	2,1	2,2	3,4	3,6	2,9
Eskilstuna	5,5	4,2	3,8	5,8	6,1	5,4
Falun	7,0	7,3	5,1	7,9	7,1	5,7
Gotland	2,2	2,7	3,2	6,8	6,0	7
Gällivare	3,6	3,1	2,4	7,8	6,2	4,5
Gävle	4,0	4,1	4,3	7,1	6,4	5,7
Göteborg	5,3	3,9	4,2	6,9	6,8	6,3
Halmstad	3,6	3,4	3,6	6,1	6,5	6,4
Haparanda	2,8	3,2	1,8	7,1	4,3	4,6
Helsingborg	4,5	3,1	2,4	5,1	4,9	5,1
Hudiksvall	3,8	3,1	3,7	6,8	7,9	6,1
Hässleholm	5,7	5,9	4,2	6,8	7,1	5,1
Jönköping	3,8	2,8	2,4	6,9	5,7	5,4
Kalmar	6,3	7,8	7,5	7,9	6,6	6,2
Kristianstad	5,2	4,5	3,2	6,0	5,0	4,5
Linköping	5,3	4,2	3,1	7,9	5,6	5,3
Luleå	4,2	3,2	2,9	7,0	6,9	5,2
Lund	3,3	2,7	2,5	6,2	5,1	4,9
Lycksele	3,6	2,5	3,1	5,6	5,0	4,9
Malmö	3,6	2,3	2,4	6,2	5,6	5,3
Mora	4,0	3,2	2,9	5,7	5,3	4,9
Nacka	3,1	2,1	2,1	7,3	5,8	6,1
Norrköping	2,6	3,3	3,3	6,1	6,3	4,8
Norrtälje	2,3	2,3	2,4	7,9	5,8	7,5
Nyköping	2,7	2,3	1,7	4,6	3,6	3,4
Skaraborgs	4,0	4,1	3,8	8,4	6,8	6,6
Skellefteå	3,9	3,1	3,3	7,2	7,3	7,3
Solna	2,6	3,5	2,5	6,7	5,6	5,3
Stockholm	2,5	3,2	3	4,7	4,0	3,8
Sundsvall	3,3	3,9	5,7	6,9	6,1	5,9
Södertälje	2,2	2,0	1,9	4,0	3,5	3,6
Södertörn	2,4	2,1	2,1	4,7	4,0	4,1
Uddevalla	6,4	5,7	8,8	9,3	9,5	8,2
Umeå	2,7	2,1	2,2	5,1	4,9	4,8
Uppsala	5,5	4,5	3,2	6,4	6,0	5,8
Varberg	4,8	3,2	3,8	7,2	6,2	6,4
Vänersborg	6,0	5,2	3,7	10,7	8,7	8,5
Värmland	6,8	5,9	4,4	8,8	8,0	7
Västmanland	3,2	3,6	3,8	6,5	5,6	6,6
Växjö	2,1	1,9	2,4	4,7	4,3	4,8
Ystad	5,6	4,4	5,4	7,0	7,2	6,9
Ångermanland	6,0	4,0	3,3	6,2	5,8	6,6
Örebro	4,2	3,1	2,3	6,3	6,1	5,5
Östersund	6,0	4,7	3,3	7,9	5,6	5,1
Total	3,9	3,5	3,1	6,5	5,9	5,5

The processing time for criminal cases is measured from income date to the date case was decided, where income date is primarily the date on which the summons application was filed, if there is one in the case. The processing time for civil cases is measured from income date to the date case was decided.

Courts of appeal Performance of the time targets set by the government 2022-2024

Courts	Criminal cases excluding priority cases 75th percentile, target is 5 months			Civil cases, time from filed case to decision delivered regarding leave to appeal 75th percentile, target is 2 months			Civil cases where leave to appeal has been granted 75th percentile, target is 10 months		
	2022	2023	2024	2022	2023	2024	2022	2023	2024
Göta Court of Appeal	9,0	7,0	7,9	1,6	1,9	1,6	12,2	11,7	10,1
Court of Appeal for Lower Norrland	14,5	16,4	18	3,1	3,3	3,1	15,3	14,4	9,6
Court of Appeal for Western Sweden	7,0	7,4	8,3	2,0	2,0	1,7	10,0	10,8	12,1
Court of Appeal for Upper Norrland	5,1	5,6	5,2	1,9	2,0	1,9	9,5	10,8	9,8
Court of Appeal for Skåne and Blekinge	4,5	4,6	4,9	1,5	1,3	1,3	9,9	6,8	6,7
Svea Court of Appeal	11,2	10,9	10,7	1,8	1,7	1,5	18,4	18,2	17,6
Total	8,3	8,1	8,4	1,8	1,8	1,6	15,9	14,3	14,3

The Supreme Court Performance of the time targets set by the Supreme Court 2022-2024¹

	90th percentile (months)			
	Target	Result		
		2022	2023	2024
Cases which have been given a decision about leave to appeal during given year	4,0	4,4	5,2	6,1
Cases determined which have been granted leave to appeal	18,0	14,1	16,6	17,7
Cases determined not requiring leave to appeal (extraordinary cases)	10,0	9,6	9,9	10,6

¹Excluding priority cases (criminal cases involving a detained person or a defendant under 18 years of age)

Administrative courts

Performance of the time targets set by the government 2022-2024

Court	Total excluding priority and migration cases 75th percentile (months) Target is 6 months		
	2022	2023	2024
Falun	9,9	9,8	8,4
Gothenburg	6,1	5,7	3,5
Härnösand	5,1	5,2	5,9
Jönköping	9,8	8,6	8,9
Karlstad	6,3	7,1	6,7
Linköping	6,3	4,7	4,2
Luleå	3,8	4,1	3,8
Malmö	10,1	11,1	8,8
Stockholm	6,6	6,0	4,8
Umeå	3,7	3,6	4
Uppsala	10,7	9,8	4,9
Växjö	12,1	8,3	7,3
Total	7,9	7,3	5,6

Administrative courts (migration cases)

Performance of the time targets set by the government, migration cases 2022-2024

Court	Removal cases, unaccompanied minors 90th percentile Target is 2 months			Other removal cases 90th percentile Target is 4 months			Enforcement cases 90th percentile Target is 1 month			Other migration cases 90th percentile Target is 5 months		
	2022	2023	2024	2022	2023	2024	2022	2023	2024	2022	2023	2024
Gothenburg	7,6	4,6	5,9	26,1	18,2	9,4	1,2	1,1	1,1	10,9	6,5	3,7
Luleå	1,3	2,8	1,3	7,2	6,5	7,1	0,5	0,4	0,4	4,1	3,2	3,8
Malmö	6,1	2,8	2,4	15,8	17,4	17,8	0,8	0,6	0,6	9,4	10,3	7
Stockholm	4,5	2,1	2,4	7,8	4,4	4,9	0,8	0,8	0,8	1,7	3,8	2,6
Total	5,2	3,8	3,5	23,0	11,8	9,7	0,9	0,9	0,9	6,8	6,3	4,1

Administrative Courts of Appeal

Performance of the time targets set by the government 2022-2024

Administrative court of appeal	Total excluding priority and migration cases 75th percentile, Target is 6 months		
	2022	2023	2024
Gothenburg	5,8	3,7	4,7
Jönköping	8,7	5,3	7
Stockholm	7,6	6,7	4
Sundsvall	8,4	8,2	5,5
Total	7,0	5,1	4,8

Administrative Courts of Appeal (migration cases)

Performance of the time targets set by the government 2022-2024

90th percentile (months)	Target	2022	2023	2024
Total migration cases	2,0	1,5	1,6	1,4

The Supreme Administrative Court

Performance of the time targets set by the Supreme Administrative Court 2022-2024

90th percentile (months)	Target	2022	2023	2024
Time to make a decision about leave to appeal	6,0	6,3	6,4	5,4
Determined cases where leave to appeal has been granted	20,0	19,7	22,1	19,9
Average time (months)	Target	2022	2023	2024
Time to make a decision about leave to appeal	3,0	2,7	2,8	2,3
Determined cases where leave to appeal has been granted	12,0	14,9	13,1	14,6

Rent and tenancy tribunals

Performance of the time targets set by the government 2022-2024

	Rent and tenancy tribunal matters* 75th percentile. Target is 4 months.		
Rent and tenancy tribunal	2022	2023	2024
Gothenburg	4,7	12,4	1,2
Jönköping	3,0	8,2	1,9
Linköping	3,3	3,5	2,1
Malmö	3,6	3,6	2,9
Stockholm	11,2	8,5	5,8
Sundsvall	3,1	2,7	1,9
Umeå	11,0	4,0	1,7
Västerås	4,1	4,2	3,1
Total	7,3	7,7	2,8

*Total matters excluding waiver of security of tenure for residence and premises, mediation of premises and lease, postponement of eviction for premises and building leases and dispensation of agricultural and building leases.